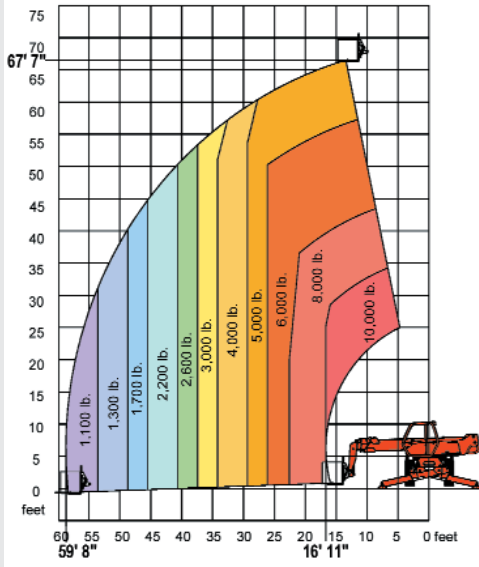


# MANISCOPIC *MRT 2150*

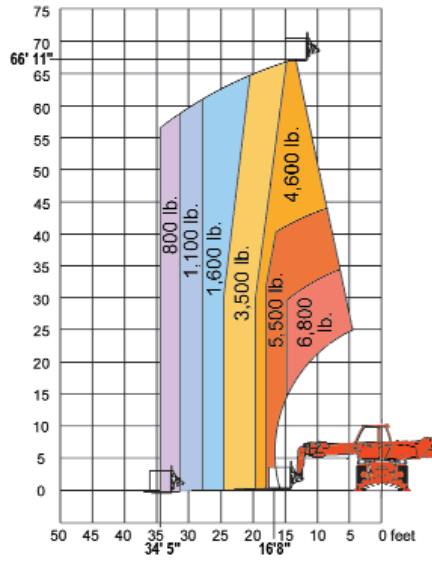


- **Lift Capacity: 10,000 lb.**
- **Maximum Lift Height: 67 ft. 11 in.**
- **Maximum Forward Reach: 59 ft. 8 in.**
- **Perkins 132 HP Engine**
- **Hydrostatic Transmission**
- **Four Wheel Drive**
- **Continuous Rotation**
- **Three Steering Modes**
- **Frame Leveling**

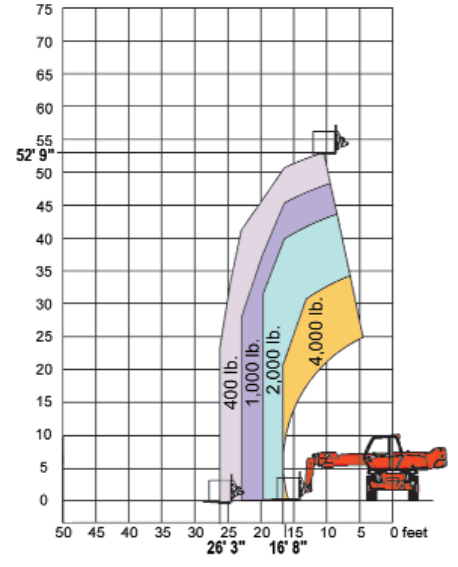
Rotation on Stabilizers with Forks



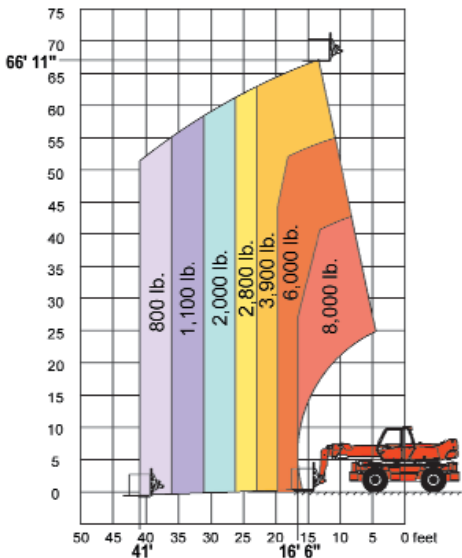
Rotation on Partial Stabilizers with Forks



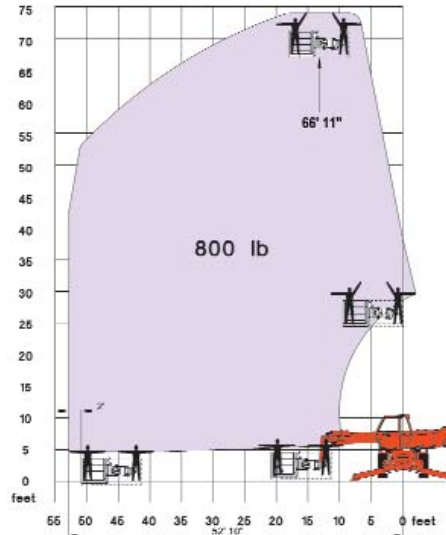
Rotation on Tires with Forks



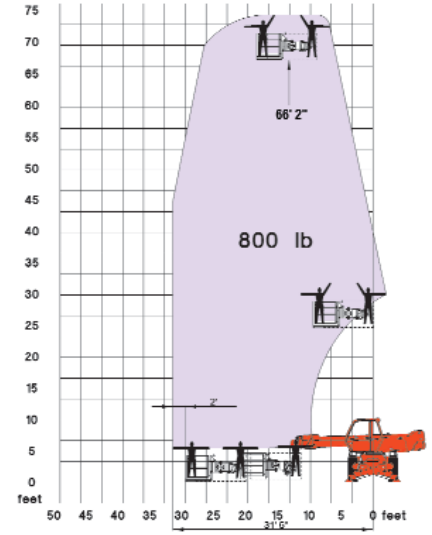
Frontal Position on Tires with Forks



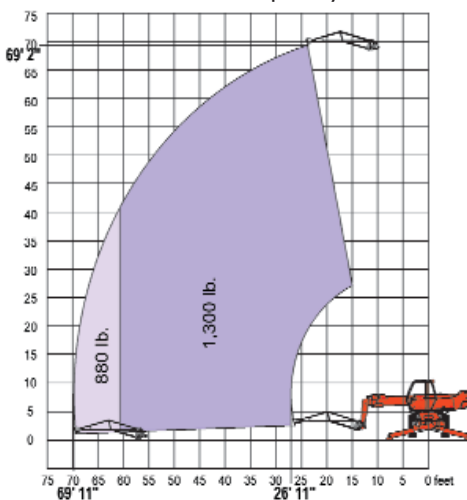
Rotation on Stabilizers with 800# Capacity Work Platform  
Max. Load - 800 lb. (3 persons inc.) - Max



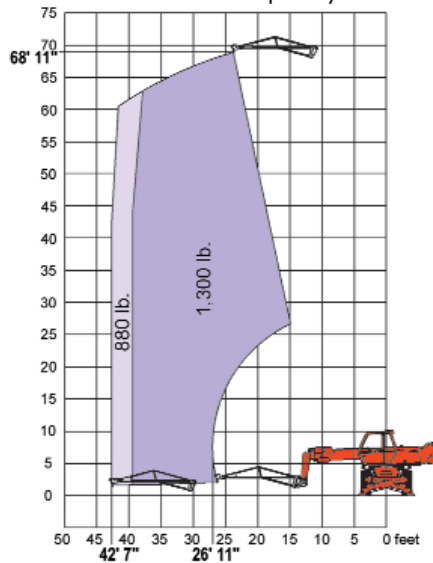
Rotation on Partial Stabilizers with 800# Capacity Work Platform



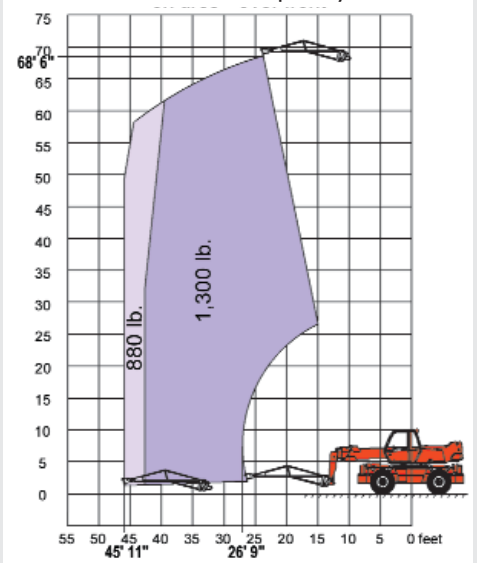
Frontal Position on Tires with 1300# Capacity Jib



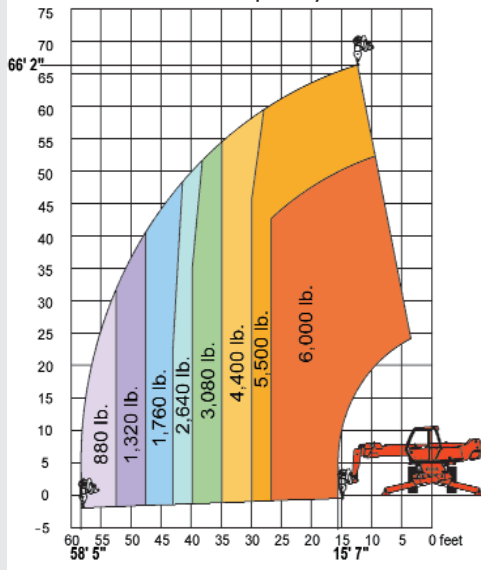
Rotation on Stabilizers with 1300# Capacity Jib



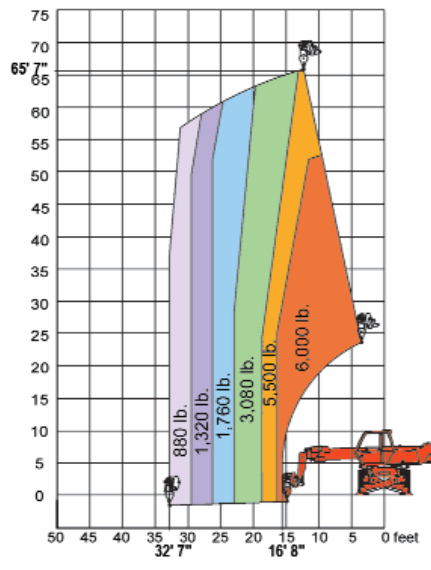
Rotation on Partial Stabilizers with 1300# Capacity Jib



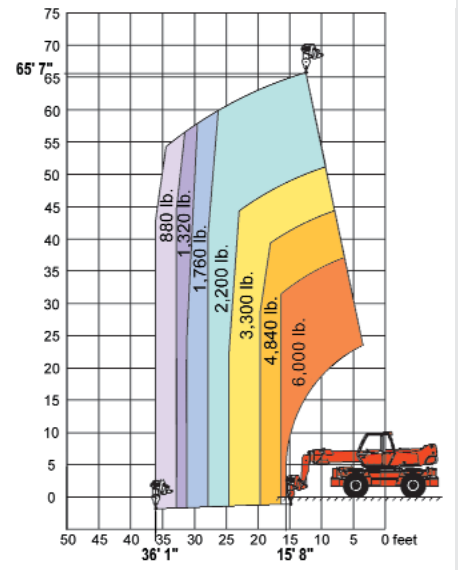
Rotation on Stabilizers  
with 3 Ton Capacity Winch



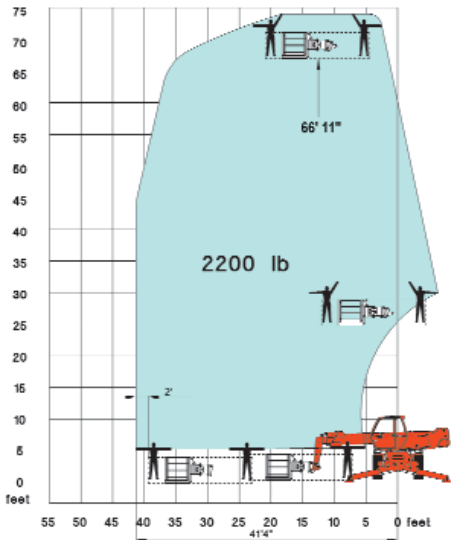
Rotation on Partial Stabilizers  
with 3 Ton Capacity Winch



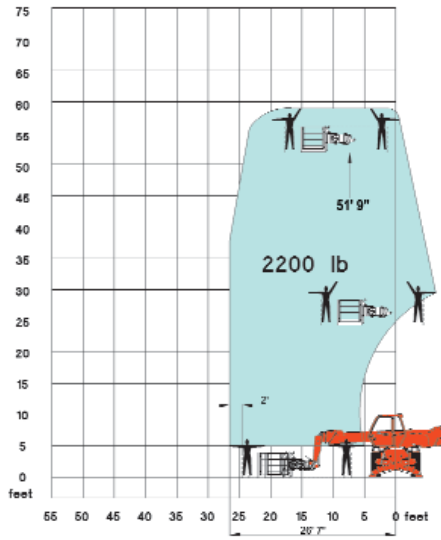
Frontal Position on Tires  
with 3 Ton Capacity Winch



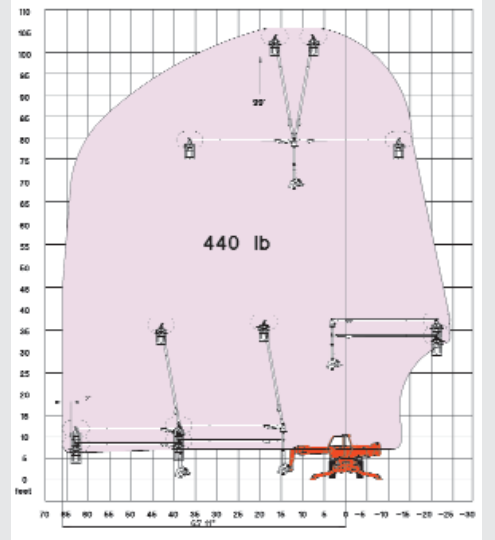
Rotation on Stabilizers  
with 2200# Capacity Work Platform  
Max. Load - 2200 lb. (3 persons inc.) - Max Work Height - 73' 6"



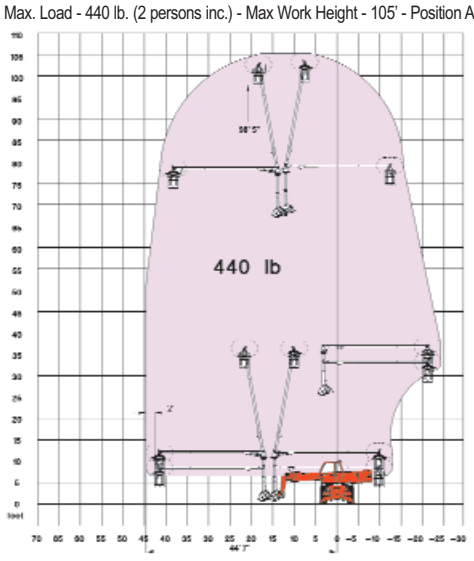
Rotation on Partial Stabilizers  
with 2200# Capacity Work Platform  
Max. Load - 2200 lb. (3 persons inc.) - Max Work Height - 58' 6"



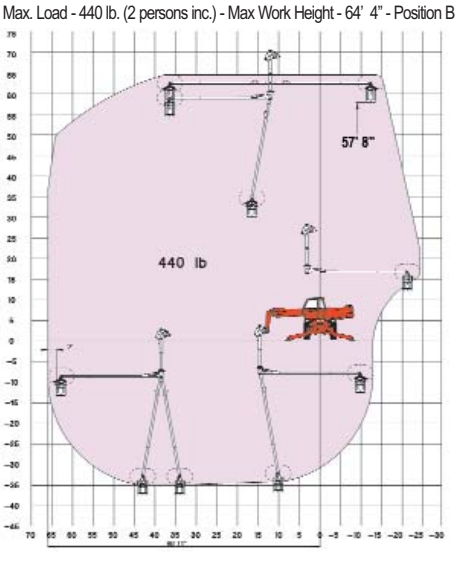
Rotation on Stabilizers  
with Rotating Pendulum Basket  
Max. Load - 440 lb. (2 persons inc.) - Max Work Height - 105' 7" - Position A



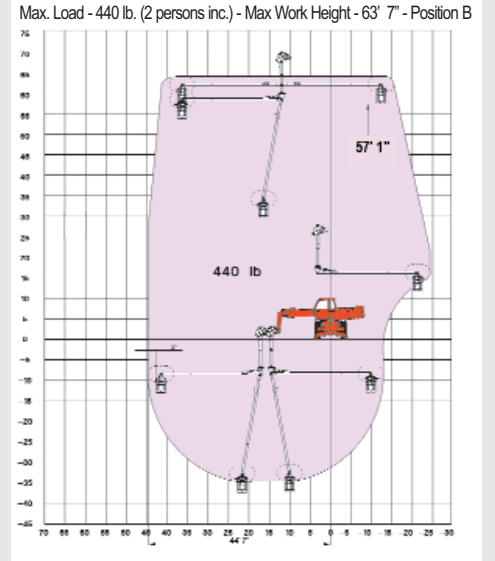
Rotation on Partial Stabilizers  
with Rotating Pendulum Basket  
Max. Load - 440 lb. (2 persons inc.) - Max Work Height - 105' - Position A



Rotation on Stabilizers  
with Rotating Pendulum Basket  
Max. Load - 440 lb. (2 persons inc.) - Max Work Height - 64' 4" - Position B



Rotation on Partial Stabilizers  
with Rotating Pendulum Basket  
Max. Load - 440 lb. (2 persons inc.) - Max Work Height - 63' 7" - Position B



# MRT 2150



## Lift Capacity:

Max. (24" load center - on stabilizers)...10,000 lb.



## Lift Height:

Maximum lift height.....67 ft. 11 in.

Maximum forward reach.....59 ft. 8 in.



## Tires:

.....18 x 22.5 16PR



## Forks:

Length.....48 in.

Thickness/width .....2.25 in. x 4 in.

Maximum distance between forks.....40 in.

Carriage rotation .....135°



## Brakes:

...Multidisc - hydraulically assisted on four wheels

Negative parking brake



## Engine:

Type.....Perkins 1104-44TA Turbo Diesel

Capacity .....4 cyl. 268 cu. in.

Power .....132 HP / 97 kw

Maximum Torque ..... 369 ft.lb. at 1400 rpm

Injection .....Direct

Cooling .....Water



## Transmission:

Type .....Hydrostatic

Electro-hydraulic reversing shift

Speeds forward/reverse .....2/2

Maximum travel speed .....15.5 mph



## Axles:

Frame leveling on front axle .....+/- 8°

Automatic rear axle locking system on 15°

rotation



## Stabilizers:

....Four simultaneous or individually controlled



**Rotation:**.....Continuous

Turret mounted on a planetary rotation

gearbox with internal gear

Hydraulic and electric rotation



## Hydraulics:

Three pumps .....Gear type

Flow .....3900 PSI - 42 gpm

Flow divider with priority to steering and braking



## Controls:

Two hydraulic proportional control joysticks for

all hydraulic movements



## Capacities:

Cooling system .....4 gal.

Engine oil .....3 gal.

Hydraulic oil.....53 gal.

Fuel tank.....60 gal.



## Specifications:

Weight .....36,700 lb.

Turning radius (outside wheels).....177 in.

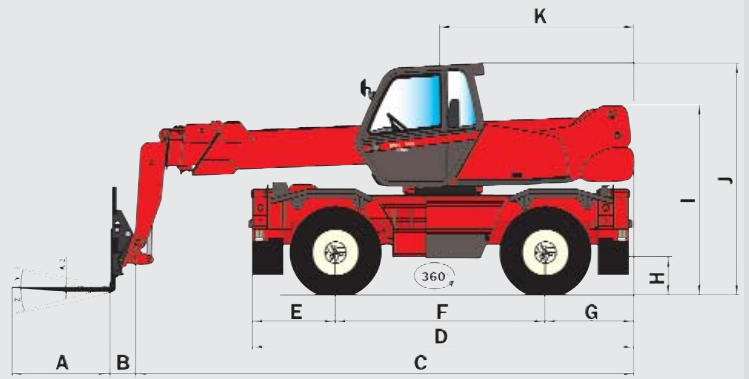
Overall height .....119 in.

Overall width .....96 in.

Overall length (without forks) .....255 in.

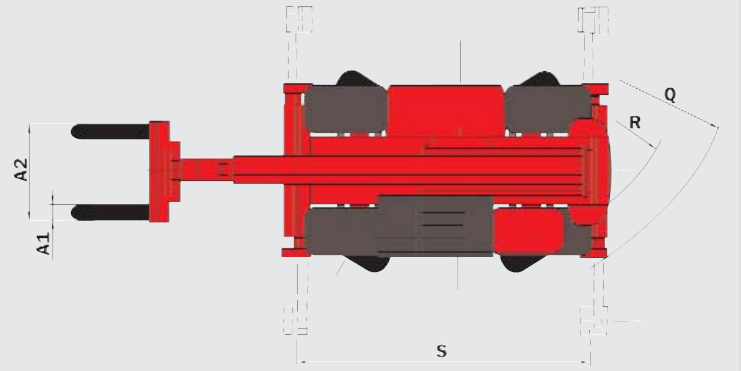
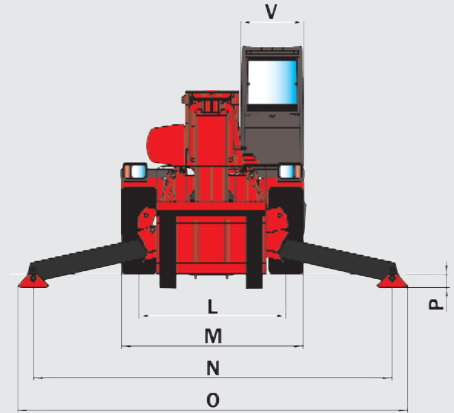
Ground clearance .....15 in.

Maximum drawbar pull .....23,500 lb.



## DIMENSIONS:

A.....48	K.....98
A <sub>1</sub> .....4	L.....76
A <sub>2</sub> .....52	M.....96
A <sub>3</sub> .....2.25	N.....185
B.....11	O .....201
C.....255	P .....8
D.....199	Q .....177
E.....45	R.....150
F.....109	S.....179
G .....45	V.....37
H.....14.5	Y .....12°
I .....95	Z .....105°
J .....119	



## STANDARD EQUIPMENT:

- Enclosed Cab
- Hydraulic Power Steering
- Three Steering Modes
- Full Time 4 Wheel Drive
- Limited Slip Front Axle
- Three Gear Outer Planetary Hubs
- Adjustable Seat
- Full Instrumentation
- Road Lights
- Horn
- Rotating Beacon
- Backup Alarm
- Wet Disc Brakes
- Parking Brake
- Quick Fit Tool System
- Automatic Attachment Leveling
- Hydraulic Lock-out Valves
- Auxiliary Boom Hydraulics
- Left & Right Side Mirrors
- Neutral Start Switch
- Tow Pin

## OPTIONAL EQUIPMENT:

- A wide variety of attachments and options are available to meet the customer's individual applications