

Technical Description Hydraulic Excavator

A 924 B
Litronic®

Operating Weight 43,700 - 53,600 lb
Engine Output 173 HP (127 kW)
Bucket Capacity 0.39 - 1.83 cuyd



LIEBHERR

Technical Data



Engine

| | |
|---------------------|---|
| Rating per ISO 9249 | 173 HP (127 kW) at 2000 RPM |
| Model | Liebherr D 924 TI-E |
| Type | 4 cylinder in-line |
| Bore/stroke | 4.8/5.6" |
| Displacement | 1.74 gal |
| Engine operation | 4-stroke diesel direct injection turbo-charged after-cooled reduced emissions |
| Cooling system | water radiator with integrated engine oil cooler |
| Air cleaner | dry-type air cleaner with pre-cleaner, primary and safety elements |
| Fuel tank | 95 gal |
| Engine idling | sensor controlled |
| Electrical system | |
| Voltage | 24 V |
| Batteries | 2 x 110 Ah/12 V |
| Starter | 24 V/5.4 kW |
| Alternator | 24 V/55 A |



Hydraulic System

| | |
|---------------------------------------|--|
| Hydraulic pump | Liebherr, variable displacement, swashplate pump |
| Max. flow | 2 x 57 gpm |
| Max. pressure | 5075 PSI |
| Hydraulic pump regulation and control | Liebherr-Synchro-Comfort-system (LSC) with electronic engine speed sensing regulation, pressure and flow compensation, load sensing and torque controlled swing drive priority |
| Hydraulic tank | 61 gal |
| Hydraulic system | max. 116 gal |
| Hydraulic oil filter | 1 full flow filter in return line with integrated fine filter area (5 µm) |
| Hydraulic oil cooler | compact cooler, consisting of a water cooler, sandwiched with hydraulic oil cooler and after-cooler cores and hydrostatically driven fan |
| MODE selection | adjustment of machine performance and the hydraulics via a mode selector to match application |
| LIFT | for lifting |
| FINE | for precision work and lifting through very sensitive movements |
| ECO | for especially economical and environmentally friendly operation |
| POWER | for maximum digging power and heavy duty jobs |
| Super-Finish | adjustable working speed for precision work |
| R.P.M. adjustment | stepless adjustment of engine output via the r.p.m. at each selected mode |
| Additional menu | 4 adjustable oil flows, for optional accessories |



Hydraulic Controls

| | |
|----------------------|---|
| Power distribution | via control valve with integrated safety valves, simultaneous and independent operation of travel drive, swing drive and work |
| Control type | |
| Attachment and swing | proportional via joystick levers |
| Travel | proportional via foot pedal |
| Additional functions | via switch and/or proportional foot pedals |



Swing Drive

| | |
|---------------|--|
| Drive | Liebherr swashplate motor with integrated control valve and torque control |
| Transmission | Liebherr compact planetary reduction gear |
| Swing ring | Liebherr sealed single race ball bearing swing ring, internal teeth |
| Swing speed | 0 – 8.0 R.P.M. |
| Swing torque | 74 kNm |
| Holding brake | wet discs (spring applied – pressure released) |
| Option | pedal controlled positioning brake |



Operator's Cab

| | |
|-----------------------|--|
| Cab | built from deep drawn components, resiliently mounted, sound insulated, tinted windows, front window stores overhead, door with sliding window |
| Operator's seat | fully adjustable, shockabsorbing suspension, adjustable to operator's weight and size, 6-way adjustable seat |
| Joysticks | integrated into adjustable seat consoles |
| Monitoring | menu driven query of current operating conditions via the LCD display. Automatic monitoring, display, warning (acoustical and optical signal) and saving machine data, for example, engine overheating, low engine oil pressure or low hydraulic oil level |
| Heater/airconditioner | combined hotwater/airconditioner with dust filter for fresh or circulated airflow |
| Noise emission | |
| ISO 6396 | L_{pA} (inside cab) = 75 dB(A) |
| 2000/14/EC | L_{wA} (surround noise) = 104 dB(A) |



Undercarriage

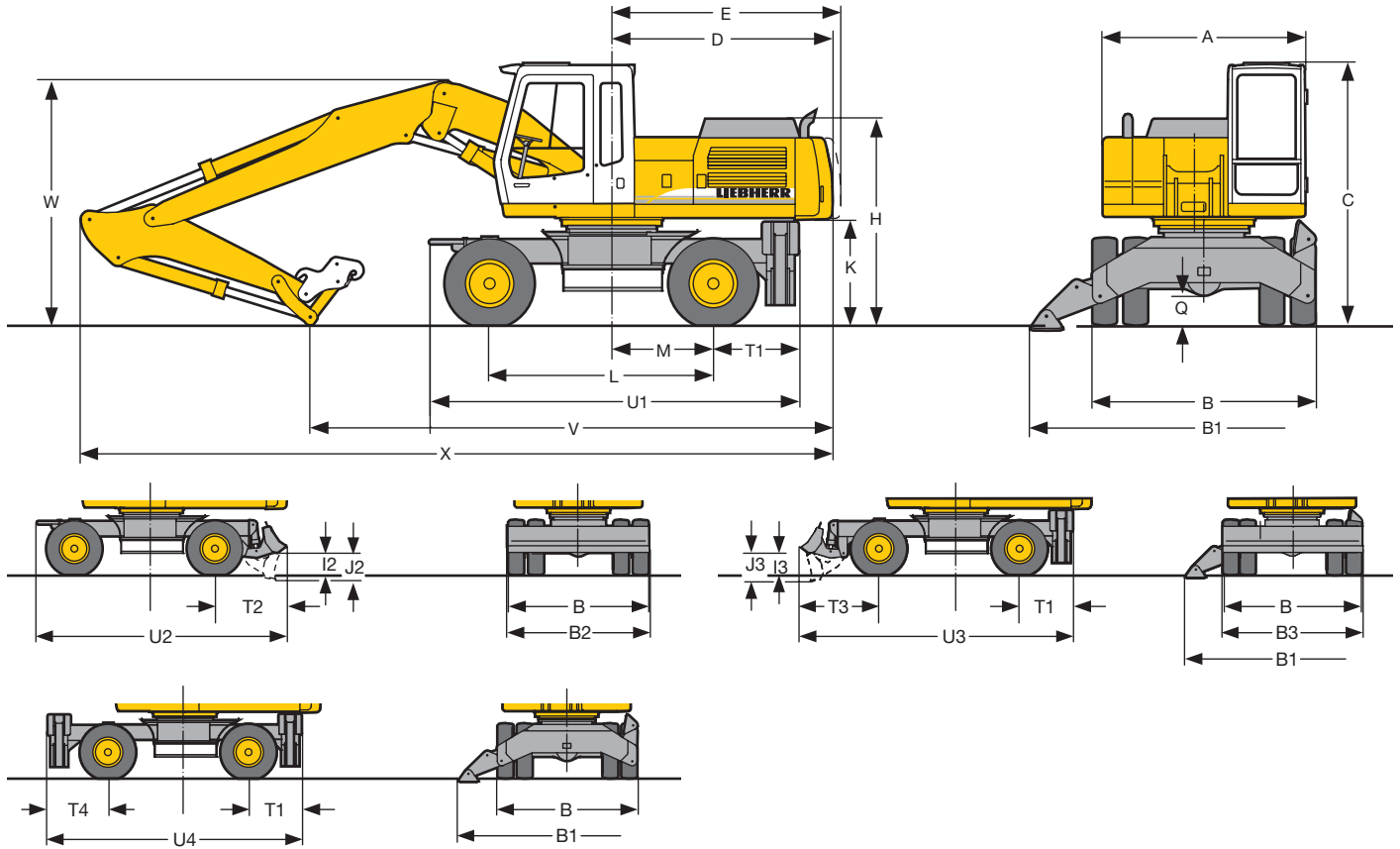
| | |
|---------------|---|
| Drive | variable flow swashplate motor with automatic brake valve |
| Transmission | oversized two speed power shift transmission with additional creeper speed |
| Travel speed | 0 – 1.6 mph (creeper speed off road) 0 – 3.1 mph (off road) 0 – 5.6 mph (creeper speed on road) 0 – 12.4 mph (road travel) |
| Axes | 88,200 lb excavator axles; automatic or operator controlled front axle oscillation lock |
| Brakes | wet, maintenance-free multi disc brakes act as travel brakes or digging locks. Spring applied/pressure released parking brake integrated into gearbox |
| Stabilization | prop up blade (adjustable during travel for dozing) 2 point outriggers prop up blade + 2 pt. outriggers 4 point outriggers |



Attachment

| | |
|---------------------|---|
| Hydraulic cylinders | Liebherr cylinders with special seal system. Shock absorption |
| Pivots | sealed, low maintenance |
| Lubrication | via grease distributor and a grease nipple installed on the uppercarriage |
| Bucket | standard equipped with 26,500 lb safety hook for lifting |
| Option | Liebherr quick change adapter |

Dimensions



| | ft-in |
|----|---------|
| A | 8' 2" |
| B | 9' 0" |
| B1 | 13' 11" |
| B2 | 9' 0" |
| B3 | 9' 0" |
| C | 10' 6" |
| D | 8' 11" |
| E | 9' 2" |
| H | 8' 4" |
| I2 | 1' 4" |
| I3 | 1' 8" |
| J2 | 1' 8" |
| J3 | 2' 1" |
| K | 4' 3" |
| L | 9' 0" |
| M | 4' 1" |
| Q | 1' 2" |
| T1 | 3' 5" |
| T2 | 4' 7" |
| T3 | 5' 1" |
| T4 | 3' 11" |
| U1 | 14' 10" |
| U2 | 16' 0" |
| U3 | 17' 6" |
| U4 | 16' 4" |

E = Tail radius

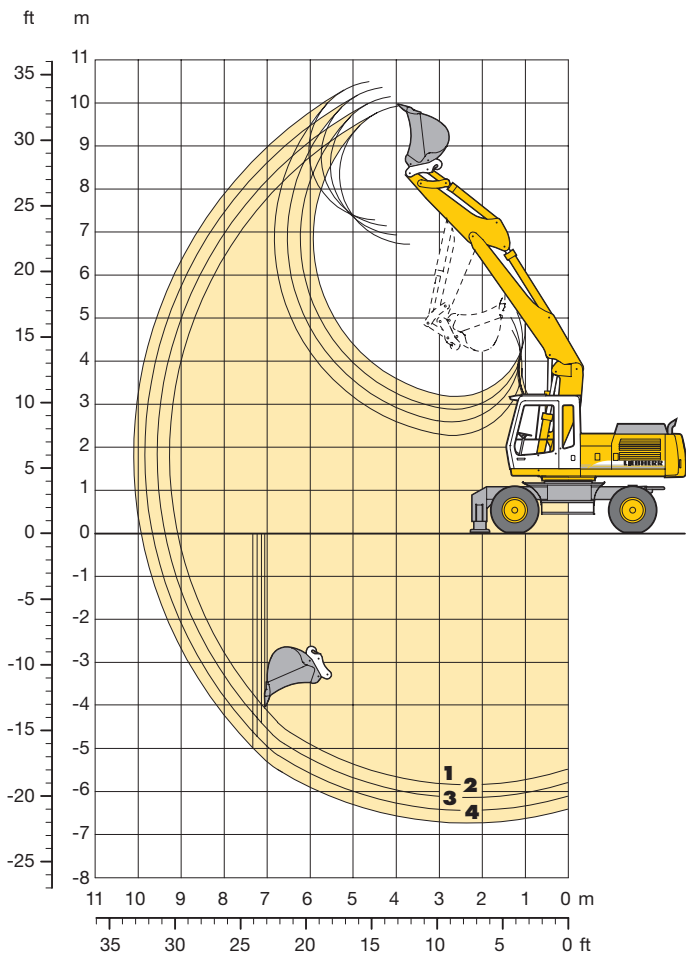
Tires 11.00-20

| | Stick ft-in | Hydr. Adjustable Boom 12'9" | | | Gooseneck Boom 18'6" | | |
|---|----------------|--------------------------------|----------------|------------------------|-------------------------|----------------|------------------------|
| | | prop blade | 2 pt. outr. | blade + 2 pt. outr. | prop blade | 2 pt. outr. | blade + 2 pt. outr. |
| V | 6'10" | 21' 0" | 21' 0" | 21' 0" | 20'10" | 20'10" | 20'10" |
| | 7'10" | 20' 4" | 20' 4" | 21' 5" | 20' 2" | 20' 2" | 21' 4" |
| | 8'10" | 19'10" | 19'10" | 20'11" | 19' 4" | 19' 4" | 20' 6" |
| | 9'10" | 18'10" | 18'10" | 20' 0" | 18' 4" | 18' 4" | 19' 6" |
| W | 6'10" | 10' 2" | 10' 2" | 10' 2" | 10' 6" | 10' 6" | 10' 6" |
| | 7'10" | 10' 6" | 10' 6" | 10' 6" | 10' 8" | 10' 8" | 10' 8" |
| | 8'10" | 10' 8" | 10' 8" | 10' 8" | 10'10" | 10'10" | 10'10" |
| | 9'10" | 10'10" | 10'10" | 10'10" | 10'10" | 10'10" | 10'10" |
| X | 6'10" | 30' 8" | 30' 8" | 30' 8" | 31' 0" | 31' 0" | 31' 0" |
| | 7'10" | 30' 8" | 30' 8" | 31' 9" | 31' 2" | 31' 2" | 32' 2" |
| | 8'10" | 30' 8" | 30' 8" | 31' 9" | 31' 2" | 31' 2" | 32' 3" |
| | 9'10" | 30' 8" | 30' 4" | 31' 9" | 31' 2" | 31' 2" | 32' 3" |

Dimensions are with attachment over steering axle
 * Attachment over digging axle for better transport dimensions

Backhoe Attachment

with Hydr. Adjustable Boom 12'9"



Digging Envelope

| | | 1 | 2 | 3 | 4 |
|----------------------------|-------|--------|--------|--------|--------|
| Stick length | ft-in | 6'10" | 7'10" | 8'10" | 9'10" |
| Max. digging depth | ft-in | 19' 2" | 20' 2" | 21' 2" | 21'12" |
| Max. reach at ground level | ft-in | 29' 8" | 30' 8" | 31' 8" | 32' 6" |
| Max. dumping height | ft-in | 22' 2" | 22'10" | 23' 5" | 23'11" |
| Max. teeth height | ft-in | 32' 8" | 33' 4" | 33'11" | 34' 5" |
| Max. digging force | kN | 128,6 | 117,5 | 108,3 | 100,4 |
| | lb | 28,890 | 26,460 | 24,255 | 22,500 |
| Max. breakout force | kN | 158,1 | 158,1 | 158,1 | 158,1 |
| | lb | 35,500 | 35,500 | 35,500 | 35,500 |

Max. breakout force with ripper bucket 186 kN (41,900 lb)
 Max. possible digging force (stick 5'11") 152 kN (34,180 lb)

Operating Weight

The operating weight includes the basic machine with 8 tires plus spacer rings, hydr. adjustable boom 12'9", stick 6'10", quick change adapter 48 and bucket 1.30 cuyd.

| Undercarriage versions | Weight |
|---|-----------|
| A 924 B Litronic [®] with prop up blade | 47,850 lb |
| A 924 B Litronic [®] with 2 pt. outriggers | 48,730 lb |
| A 924 B Litronic [®] with prop up blade + 2 pt. outriggers | 50,950 lb |
| A 924 B Litronic [®] with 4 pt. outriggers | 53,150 lb |

Buckets

| | | | | | | | | | | | | |
|--|---------|------------------|------------------|-------|-------|------------------|-------|-------|-------|-------|-------|-------|
| Cutting width | in | 15 ¹⁾ | 17 ¹⁾ | 19" | 24" | 24 ²⁾ | 26" | 33" | 41" | 49" | 55" | 55" |
| Capacity ISO 7451* | cuyd | 0.39 | 0.46 | 0.52 | 0.46 | 0.39 | 0.52 | 0.78 | 1.05 | 1.30 | 1.57 | 1.83 |
| Max. material weight | lb/cuyd | 3000 | 3000 | 3000 | 3000 | 3000 | 3000 | 3000 | 3000 | 3000 | 2500 | 2000 |
| Weights | | | | | | | | | | | | |
| Standard bucket with Liebherr teeth Z 13 C | lb | - | - | - | 1080 | - | 1210 | 1320 | 1410 | 1500 | 1980 | 2050 |
| Bucket with cutting edge | lb | - | - | - | 1060 | - | 1190 | 1390 | 1570 | 1760 | 1900 | - |
| HD bucket with Liebherr teeth Z 16 C ³⁾ | lb | - | - | - | 1460 | 1870 | 1390 | 1630 | 1830 | 2100 | 2230 | - |
| Bucket with ejector and Bofors-teeth | lb | 820 | 860 | 900 | - | - | - | - | - | - | - | - |
| For machine stability per ISO 10567 the max. stick length is: | | | | | | | | | | | | |
| Stabilizers raised | lb | 9'10" | 9'10" | 9'10" | 9'10" | 9'10" | 9'10" | 9'10" | 7'10" | - | - | 6'10" |
| Prop up blade down | lb | 9'10" | 9'10" | 9'10" | 9'10" | 9'10" | 9'10" | 9'10" | 9'10" | 6'10" | 6'10" | 7'10" |
| 2 point outriggers down | lb | 9'10" | 9'10" | 9'10" | 9'10" | 9'10" | 9'10" | 9'10" | 9'10" | 9'10" | 9'10" | 9'10" |
| Prop up blade + 2 point outr. down | lb | 9'10" | 9'10" | 9'10" | 9'10" | 9'10" | 9'10" | 9'10" | 9'10" | 9'10" | 9'10" | 9'10" |
| 4 point outriggers down | lb | 9'10" | 9'10" | 9'10" | 9'10" | 9'10" | 9'10" | 9'10" | 9'10" | 9'10" | 9'10" | 9'10" |

* comparable with SAE (heaped)

1) max. digging depth 4'7", since bucket suspension is wider than bucket

2) Ripper bucket with Liebherr-teeth Z 16 P

3) It is recommended to use these buckets only with 4 point outriggers down

Lift Capacities

with Hydr. Adjustable Boom 12'9"

Stick 6'10"

| Height (ft) | Undercarriage | Radius of load from centerline of machine (ft) | | | |
|-------------|--|--|---|--|---|
| | | 10 | 15 | 20 | 25 |
| 25 | Stabilizers raised | | | | |
| | Prop up blade down 2 pt. outr. down Blade + 2 pt. down 4 pt. outr. down | | | | |
| 20 | Stabilizers raised | | | 9500 (14300) | |
| | Prop up blade down 2 pt. outr. down Blade + 2 pt. down 4 pt. outr. down | | | 10400 (14300#) 13000 (14300#) 14300# (14300#) 14300# (14300#) | |
| 15 | Stabilizers raised | | 14500 (18000#) | 9700 (14000) | |
| | Prop up blade down 2 pt. outr. down Blade + 2 pt. down 4 pt. outr. down | | 16000 (18000#) 18000# (18000#) 18000# (18000#) 18000# (18000#) | 10600 (15100#) 12900 (15100#) 15100# (15100#) 15100# (15100#) | |
| 10 | Stabilizers raised | 24800 (32300#) | 13900 (20800#) | 8500 (13800) | 6000 (9500) |
| | Prop up blade down 2 pt. outr. down Blade + 2 pt. down 4 pt. outr. down | 26900 (32300#) 32300# (32300#) 32300# (32300#) 32300# (32300#) | 15300 (21500#) 19000 (21500#) 21500# (21500#) 21500# (21500#) | 10400 (16500#) 12700 (16500#) 15500# (16500#) 15500# (16500#) | 6700 (13300#) 8600 (13300#) 10800 (13300#) 13300# (13300#) |
| 5 | Stabilizers raised | 24200 (30600#) | 13800 (20500) | 9200 (13800) | 5800 (9200) |
| | Prop up blade down 2 pt. outr. down Blade + 2 pt. down 4 pt. outr. down | 26600# (30600#) 30600# (30600#) 30600# (30600#) 30600# (30600#) | 15200 (24300#) 18500 (24300#) 23000 (24300#) 24300# (24300#) | 10200 (17700#) 12600 (17700#) 15300 (17700#) 17700# (17700#) | 6500 (14200#) 8300 (14200#) 10600 (14200#) 13600 (14200#) |
| 0 | Stabilizers raised | 24300 (37400#) | 13600 (20700) | 8600 (13400) | 5600 (8900) |
| | Prop up blade down 2 pt. outr. down Blade + 2 pt. down 4 pt. outr. down | 27400 (37400#) 34900# (37400#) 37400# (37400#) 37400# (37400#) | 15000 (25000#) 18800 (25000#) 23100 (25000#) 25000# (25000#) | 9500 (18200#) 12100 (18200#) 15200 (18200#) 18200# (18200#) | 6200 (13900#) 8000 (13900#) 10300 (13900#) 13300 (13900#) |
| -5 | Stabilizers raised | 23300 (40200#) | 13000 (20900) | 7900 (12700) | |
| | Prop up blade down 2 pt. outr. down Blade + 2 pt. down 4 pt. outr. down | 26300 (40600#) 40600# (40600#) 40600# (40600#) 40600# (40600#) | 14400 (25500#) 24100# (25500#) 25500# (25500#) 25500# (25500#) | 8800 (18600#) 11400 (18600#) 14700 (18600#) 18600# (18600#) | |
| -10 | Stabilizers raised | 23200 (41900) | 12000 (19700) | 7600 (12300) | |
| | Prop up blade down 2 pt. outr. down Blade + 2 pt. down 4 pt. outr. down | 26200 (42500#) 35700 (42500#) 42500# (42500#) 42500# (42500#) | 13300 (25100#) 17500 (25100#) 23000 (25100#) 25100# (25100#) | 8400 (13000#) 11000 (13000#) 13000# (13000#) 13000# (13000#) | |
| -15 | Stabilizers raised | 22300 (23700#) | | | |
| | Prop up blade down 2 pt. outr. down Blade + 2 pt. down 4 pt. outr. down | 23700# (23700#) 23700# (23700#) 23700# (23700#) 23700# (23700#) | | | |

Stick 7'10"

| Height (ft) | Undercarriage | Radius of load from centerline of machine (ft) | | | |
|-------------|--|--|--|---|---|
| | | 10 | 15 | 20 | 25 |
| 25 | Stabilizers raised | | | | |
| | Prop up blade down 2 pt. outr. down Blade + 2 pt. down 4 pt. outr. down | | | | |
| 20 | Stabilizers raised | | | 9600 (13400#) | |
| | Prop up blade down 2 pt. outr. down Blade + 2 pt. down 4 pt. outr. down | | | 10500 (13400#) 13000 (13400#) 13400# (13400#) 13400# (13400#) | |
| 15 | Stabilizers raised | | 14500 (16800#) | 9500 (13900#) | 6200 (9600) |
| | Prop up blade down 2 pt. outr. down Blade + 2 pt. down 4 pt. outr. down | | 15900# (16800#) 16800# (16800#) 16800# (16800#) 16800# (16800#) | 10400 (14300#) 12800# (14300#) 14300# (14300#) 14300# (14300#) | 6800 (9900#) 8700 (9900#) 9900# (9900#) 9900# (9900#) |
| 10 | Stabilizers raised | 25200 (32900#) | 14000 (20500#) | 9300 (13700) | 6100 (9500) |
| | Prop up blade down 2 pt. outr. down Blade + 2 pt. down 4 pt. outr. down | 27300# (32900#) 32900# (32900#) 32900# (32900#) 32900# (32900#) | 15100 (20500#) 18900# (20500#) 20500# (20500#) 20500# (20500#) | 10200 (15800#) 12500 (15800#) 15400 (15800#) 15800# (15800#) | 6700 (13400#) 8600 (13400#) 10900 (13400#) 13400# (13400#) |
| 5 | Stabilizers raised | 24500 (29600#) | 13400 (20200) | 9400 (13500#) | 5900 (9300) |
| | Prop up blade down 2 pt. outr. down Blade + 2 pt. down 4 pt. outr. down | 26600 (29600#) 29600# (29600#) 29600# (29600#) 29600# (29600#) | 14800 (23800#) 18600# (23800#) 22300 (23800#) 23800# (23800#) | 10300 (17300#) 12400# (17300#) 15200 (17300#) 17300# (17300#) | 6500 (13900#) 8400 (13900#) 10700 (13900#) 13500 (13900#) |
| 0 | Stabilizers raised | 24600 (35800#) | 13600 (20200) | 8700 (13400) | 5600 (9000) |
| | Prop up blade down 2 pt. outr. down Blade + 2 pt. down 4 pt. outr. down | 26900 (35800#) 34700 (35800#) 35800# (35800#) 35800# (35800#) | 15000 (24800#) 18400 (24800#) 22900# (24800#) 24800# (24800#) | 9600 (17900#) 12100 (17900#) 15400 (17900#) 17900# (17900#) | 6200 (14000#) 8100 (14000#) 10300 (14000#) 13300 (14000#) |
| -5 | Stabilizers raised | 23400 (39900) | 12900 (20800) | 8000 (12800) | |
| | Prop up blade down 2 pt. outr. down Blade + 2 pt. down 4 pt. outr. down | 26400 (40300#) 40300# (40300#) 40300# (40300#) 40300# (40300#) | 14300 (25200#) 23500# (25200#) 25200# (25200#) 25200# (25200#) | 8900 (18400#) 11500 (18400#) 14700 (18400#) 18400# (18400#) | |
| -10 | Stabilizers raised | 23000 (41800) | 12000 (19800) | 7500 (12200) | |
| | Prop up blade down 2 pt. outr. down Blade + 2 pt. down 4 pt. outr. down | 26000 (41900#) 35600 (41900#) 41900# (41900#) 41900# (41900#) | 13400 (26000#) 17600 (26000#) 23100 (26000#) 26000# (26000#) | 8400 (15600#) 10900 (15600#) 14200 (15600#) 15600# (15600#) | |
| -15 | Stabilizers raised | 22200 (30700#) | | | |
| | Prop up blade down 2 pt. outr. down Blade + 2 pt. down 4 pt. outr. down | 25100 (30700#) 30700# (30700#) 30700# (30700#) 30700# (30700#) | | | |

Stick 8'10"

| Height (ft) | Undercarriage | Radius of load from centerline of machine (ft) | | | |
|-------------|--|--|--|---|--|
| | | 10 | 15 | 20 | 25 |
| 25 | Stabilizers raised | | | 8400# (8400#) | |
| | Prop up blade down 2 pt. outr. down Blade + 2 pt. down 4 pt. outr. down | | | 8400# (8400#) 8400# (8400#) 8400# (8400#) 8400# (8400#) | |
| 20 | Stabilizers raised | | | 9400 (11800#) | |
| | Prop up blade down 2 pt. outr. down Blade + 2 pt. down 4 pt. outr. down | | | 10400 (11800#) 11800# (11800#) 11800# (11800#) 11800# (11800#) | |
| 15 | Stabilizers raised | | 14000# (14000#) | 8300 (13400#) | 6100 (9500) |
| | Prop up blade down 2 pt. outr. down Blade + 2 pt. down 4 pt. outr. down | | 14000# (14000#) 14000# (14000#) 14000# (14000#) 14000# (14000#) | 10200 (13400#) 12500 (13400#) 13400# (13400#) 13400# (13400#) | 6800 (10300#) 8600 (10300#) 10300# (10300#) 10300# (10300#) |
| 10 | Stabilizers raised | 25000 (30400#) | 13700 (19400#) | 9000 (13500) | 6100 (9400) |
| | Prop up blade down 2 pt. outr. down Blade + 2 pt. down 4 pt. outr. down | 27700 (30400#) 30400# (30400#) 30400# (30400#) 30400# (30400#) | 15100 (19400#) 18700 (19400#) 19400# (19400#) 19400# (19400#) | 9900 (15100#) 12200 (15100#) 15100# (15100#) 15100# (15100#) | 6700 (12800#) 8500 (12800#) 10700 (12800#) 12800# (12800#) |
| 5 | Stabilizers raised | 23900 (30900#) | 13400 (20300) | 8900 (13300) | 5800 (9200) |
| | Prop up blade down 2 pt. outr. down Blade + 2 pt. down 4 pt. outr. down | 26900 (30900#) 30900# (30900#) 30900# (30900#) 30900# (30900#) | 14800# (23100#) 18400 (23100#) 22900 (23100#) 23100# (23100#) | 9800 (16800#) 12200 (16800#) 14900 (16800#) 16800# (16800#) | 6500 (13500#) 8300 (13500#) 10600 (13500#) 13300 (13500#) |
| 0 | Stabilizers raised | 24200 (34600#) | 13200 (20300) | 8700 (13400) | 5500 (8900) |
| | Prop up blade down 2 pt. outr. down Blade + 2 pt. down 4 pt. outr. down | 26900# (34600#) 34600# (34600#) 34600# (34600#) 34600# (34600#) | 14600 (24800#) 22900 (24800#) 24800# (24800#) 24800# (24800#) | 9600 (17700#) 12100 (17700#) 14900 (17700#) 17700# (17700#) | 6100 (13700#) 8000 (13700#) 10200 (13700#) 13100 (13700#) |
| -5 | Stabilizers raised | 23500 (39800#) | 12800 (20700) | 8000 (12800) | 5200 (8600) |
| | Prop up blade down 2 pt. outr. down Blade + 2 pt. down 4 pt. outr. down | 26500 (39800#) 35400 (39800#) 39800# (39800#) 39800# (39800#) | 14200 (25000#) 18400 (25000#) 23300 (25000#) 25000# (25000#) | 8900 (18000#) 11500 (18000#) 14600 (18000#) 18000# (18000#) | 5800 (12800#) 7700 (12800#) 9900 (12800#) 12800# (12800#) |
| -10 | Stabilizers raised | 22900 (41100#) | 12100 (19900) | 7400 (12100) | |
| | Prop up blade down 2 pt. outr. down Blade + 2 pt. down 4 pt. outr. down | 25900 (41300#) 35400 (41300#) 41300# (41300#) 41300# (41300#) | 13500 (25900#) 17600 (25900#) 23200 (25900#) 25900# (25900#) | 8300 (17000#) 10800 (17000#) 14100 (17000#) 17000# (17000#) | |
| -15 | Stabilizers raised | 22100 (35600#) | | | |
| | Prop up blade down 2 pt. outr. down Blade + 2 pt. down 4 pt. outr. down | 25100 (35600#) 34500 (35600#) 35600# (35600#) 35600# (35600#) | 12800 (18100#) 16900 (18100#) 18100# (18100#) 18100# (18100#) | | |

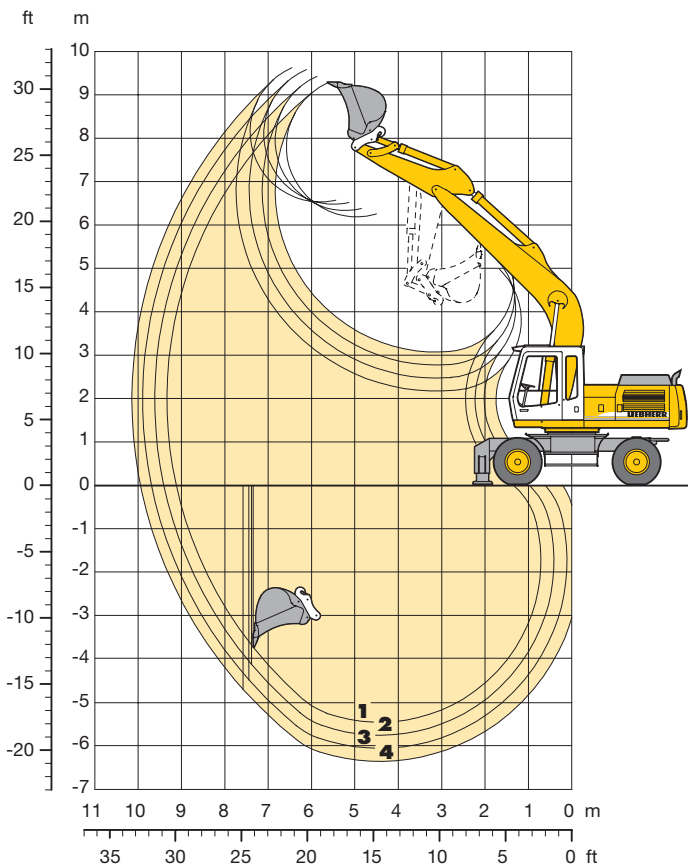
Stick 9'10"

| Height (ft) | Undercarriage | Radius of load from centerline of machine (ft) | | | |
|-------------|--|--|---|---|--|
| | | 10 | 15 | 20 | 25 |
| 25 | Stabilizers raised | | | 9500# (9500#) | |
| | Prop up blade down 2 pt. outr. down Blade + 2 pt. down 4 pt. outr. down | | | 9500# (9500#) 9500# (9500#) 9500# (9500#) 9500# (9500#) | |
| 20 | Stabilizers raised | | | 9800 (11300#) | 6400 (7100#) |
| | Prop up blade down 2 pt. outr. down Blade + 2 pt. down 4 pt. outr. down | | | 10700 (11300#) 11300# (11300#) 11300# (11300#) 11300# (11300#) | 7100# (7100#) 7100# (7100#) 7100# (7100#) 7100# (7100#) |
| 15 | Stabilizers raised | | | 9600 (13900) | 6600 (9900) |
| | Prop up blade down 2 pt. outr. down Blade + 2 pt. down 4 pt. outr. down | | | 10500 (12900#) 12900 (12900#) 12900# (12900#) 12900# (12900#) | 7200 (10700#) 9000 (10700#) 10700# (10700#) 10700# (10700#) |
| 10 | Stabilizers raised | 25600 (28000#) | 14000 (18700#) | 9200 (13800) | 6500 (9800) |
| | Prop up blade down 2 pt. outr. down Blade + 2 pt. down 4 pt. outr. down | 28000# (28000#) 28000# (28000#) 28000# (28000#) 28000# (28000#) | 15400 (18700#) 18700# (18700#) 18700# (18700#) 18700# (18700#) | 10200 (14800#) 12600 (14800#) 14800# (14800#) 14800# (14800#) | 7100 (12700#) 8900 (12700#) 11100 (12700#) 12700# (12700#) |
| 5 | Stabilizers raised | 24400 (32500#) | 13400 (20400) | 9200 (13400) | 6200 (9500) |
| | Prop up blade down 2 pt. outr. down Blade + 2 pt. down 4 pt. outr. down | 26700 (32500#) 32500# (32500#) 32500# (32500#) 32500# (32500#) | 14800 (22500#) 18300 (22500#) 22500# (22500#) 22500# (22500#) | 10100 (16600#) 12300 (16600#) 15000# (16600#) 16600# (16600#) | 6900 (13500#) 8700 (13500#) 10900 (13500#) 13500# (13500#) |
| 0 | Stabilizers raised | 24100# (33500#) | 13500 (20100) | 9100 (13500) | 5800 (9200) |
| | Prop up blade down 2 pt. outr. down Blade + 2 pt. down 4 pt. outr. down | 26700 (33500#) 33500# (33500#) 33500# (33500#) 33500# (33500#) | 14900 (24500#) 22700 (24500#) 24500# (24500#) 24500# (24500#) | 10000 (17700#) 12400 (17700#) 15000# (17700#) 17700# (17700#) | 6500 (13800#) 8400 (13800#) 10500 (13800#) 13500 (13800#) |
| -5 | Stabilizers raised | 23600 (38700#) | 13000 (20500) | 8400 (13000) | 5400 (8800) |
| | Prop up blade down 2 pt. outr. down Blade + 2 pt. down 4 pt. outr. down | 26700 (38700#) 34700 (38700#) 38700# (38700#) 38700# (38700#) | 14400 (24900#) 18600 (24900#) 23000 (24900#) 24900# (24900#) | 9300 (18000#) 11900 (18000#) 15000 (18000#) 18000# (18000#) | 6100 (13600#) 7900 (13600#) 10200 (13600#) 13100 (13600#) |
| -10 | Stabilizers raised | 22900 (40600#) | 12500 (20400) | 7700 (12400) | |
| | Prop up blade down 2 pt. outr. down Blade + 2 pt. down 4 pt. outr. down | 25900 (40800#) 35500 (40800#) 40800# (40800#) 40800# (40800#) | 13900 (25700#) 18100 (25700#) 23700 (25700#) 25700# (25700#) | 8500 (17900#) 11100 (17900#) 14400 (17900#) 17900# (17900#) | |
| -15 | Stabilizers raised | 22300 (39100#) | | | |
| | Prop up blade down 2 pt. outr. down Blade + 2 pt. down 4 pt. outr. down | 25300 (39100#) 34900 (39100#) 39100# (39100#) 39100# (39100#) | 13000 (21500#) 17100 (21500#) 21500# (21500#) 21500# (21500#) | | |

The lift capacities on the load hook of the Liebherr quick change adapter 48 without attachment are stated in lbs, and can be lifted 360° on firm, level supporting surface with blocked oscillating axle. Capacities shown in brackets are valid when the undercarriage is in longitudinal position and are established over the steering axle (travel position) with stabilizers raised, and over rigid axle with stabilizers down. Capacities are valid with adjusting cylinder(s) in optimal position. Indicated loads are based on ISO 10567 standard and do not exceed 75% of tipping or 87% of hydraulic capacity (#). Maximum load for the quick change adapter's load hook is 26,500 lb. Without quick change adapter, the lift capacities will increase by 500 lb, without bucket cylinder, link and lever they increase by an additional 770 lb. Lifting capacity of the excavator is limited by machine stability, hydraulic capacity and maximum permissible load of the load hook.

Backhoe Attachment

with Gooseneck Boom 18'6"



Digging Envelope

| | | 1 | 2 | 3 | 4 |
|----------------------------|-------|--------|--------|--------|--------|
| Stick length | ft-in | 6'10" | 7'10" | 8'10" | 9'10" |
| Max. digging depth | ft-in | 17'11" | 18'10" | 19'10" | 20'10" |
| Max. reach at ground level | ft-in | 30' 0" | 30'10" | 31'10" | 32' 8" |
| Max. dumping height | ft-in | 20' 4" | 20'10" | 21' 4" | 21' 6" |
| Max. teeth height | ft-in | 30' 4" | 30'10" | 31' 6" | 31' 8" |
| Max. digging force | kN | 128,6 | 117,5 | 108,3 | 100,4 |
| | lb | 28,890 | 26,460 | 24,255 | 22,500 |
| Max. breakout force | kN | 158,1 | 158,1 | 158,1 | 158,1 |
| | lb | 35,500 | 35,500 | 35,500 | 35,500 |

Max. breakout force with ripper bucket 186 kN (41,900 lb)
 Max. possible digging force (stick 5'11") 152 kN (34,180 lb)

Operating Weight

The operating weight includes the basic machine with 8 tires plus spacer rings with gooseneck boom 18'6", stick 6'10", quick change adapter 48 and bucket 1.30 cuyd.

| Undercarriage versions | Weight |
|---|-----------|
| A 924 B Litronic [®] with prop up blade | 46,750 lb |
| A 924 B Litronic [®] with 2 pt. outriggers | 47,850 lb |
| A 924 B Litronic [®] with prop up blade + 2 pt. outriggers | 49,800 lb |
| A 924 B Litronic [®] with 4 pt. outriggers | 52,000 lb |

Buckets

| | | | | | | | | | | | | |
|--|---------|------------------|------------------|-------|-------|------------------|-------|-------|-------|-------|-------|-------|
| Cutting width | in | 15 ¹⁾ | 17 ¹⁾ | 19" | 24" | 24 ²⁾ | 26" | 33" | 41" | 49" | 55" | 55" |
| Capacity ISO 7451* | cuyd | 0.39 | 0.46 | 0.52 | 0.46 | 0.39 | 0.52 | 0.78 | 1.05 | 1.30 | 1.57 | 1.83 |
| Max. material weight | lb/cuyd | 3000 | 3000 | 3000 | 3000 | 3000 | 3000 | 3000 | 3000 | 3000 | 2500 | 2000 |
| Weights | | | | | | | | | | | | |
| Standard bucket with Liebherr teeth Z 13 C | lb | – | – | – | 1080 | – | 1210 | 1320 | 1410 | 1500 | 1980 | 2050 |
| Bucket with cutting edge | lb | – | – | – | 1060 | – | 1190 | 1390 | 1570 | 1760 | 1900 | – |
| HD bucket with Liebherr teeth Z 16 C ³⁾ | lb | – | – | – | 1460 | 1870 | 1390 | 1630 | 1830 | 2100 | 2230 | – |
| Bucket with ejector and Bofors-teeth | lb | 820 | 860 | 900 | – | – | – | – | – | – | – | – |
| For machine stability per ISO 10567 the max. stick length is: | | | | | | | | | | | | |
| Stabilizers raised | ft-in | 9'10" | 9'10" | 9'10" | 9'10" | 9'10" | 9'10" | 9'10" | 9'10" | 7'10" | – | – |
| Prop up blade down | ft-in | 9'10" | 9'10" | 9'10" | 9'10" | 9'10" | 9'10" | 9'10" | 9'10" | 9'10" | 6'10" | 6'10" |
| 2 point outriggers down | ft-in | 9'10" | 9'10" | 9'10" | 9'10" | 9'10" | 9'10" | 9'10" | 9'10" | 9'10" | 9'10" | 9'10" |
| Prop up blade + 2 point outr. down | ft-in | 9'10" | 9'10" | 9'10" | 9'10" | 9'10" | 9'10" | 9'10" | 9'10" | 9'10" | 9'10" | 9'10" |
| 4 point outriggers down | ft-in | 9'10" | 9'10" | 9'10" | 9'10" | 9'10" | 9'10" | 9'10" | 9'10" | 9'10" | 9'10" | 9'10" |

* comparable with SAE (heaped)

¹⁾ max. digging depth 4'7", since bucket suspension is wider than bucket

²⁾ Ripper bucket with Liebherr-teeth Z 16 P

³⁾ It is recommended to use these buckets only with 4 point outriggers down

Lift Capacities

with Gooseneck Boom 18'6"

Stick 6'10"

| Height (ft) | Undercarriage | Radius of load from centerline of machine (ft) | | | |
|-------------|--|--|---|--|---|
| | | 10 | 15 | 20 | 25 |
| 25 | Stabilizers raised | | | | |
| | Prop up blade down 2 pt. outr. down Blade + 2 pt. down 4 pt. outr. down | | | | |
| 20 | Stabilizers raised | | | 9300 (14100) | |
| | Prop up blade down 2 pt. outr. down Blade + 2 pt. down 4 pt. outr. down | | | 10200 (14300#) 12800 (14300#) 14300# (14300#) 14300# (14300#) | |
| 15 | Stabilizers raised | 13900 (18200#) | 8900 (13700) | | |
| | Prop up blade down 2 pt. outr. down Blade + 2 pt. down 4 pt. outr. down | 15300 (18200#) 18200# (18200#) 18200# (18200#) 18200# (18200#) | 9800 (15400#) 12400 (15400#) 15400# (15400#) 15400# (15400#) | | |
| 10 | Stabilizers raised | 12400 (20100) | 8300 (13000) | 5900 (9200) | |
| | Prop up blade down 2 pt. outr. down Blade + 2 pt. down 4 pt. outr. down | 13800 (22600#) 17900 (22600#) 22600# (22600#) 22600# (22600#) | 9100 (17300#) 11700 (17300#) 14900 (17300#) 17300# (17300#) | 6500 (14600#) 8300 (14600#) 10600 (14600#) 13600 (14600#) | |
| 5 | Stabilizers raised | 11200 (18800) | 7700 (12300) | 5600 (8900) | |
| | Prop up blade down 2 pt. outr. down Blade + 2 pt. down 4 pt. outr. down | 12600 (26300#) 16600 (26300#) 22000 (26300#) 26300# (26300#) | 8500 (19200#) 11100 (19200#) 14300 (19200#) 18600 (19200#) | 6200 (15700#) 8000 (14900) 10300 (15700#) 13200 (15700#) | |
| 0 | Stabilizers raised | 14200# (14200#) | 10700 (18100) | 7300 (11900) | 5400 (8700) |
| | Prop up blade down 2 pt. outr. down Blade + 2 pt. down 4 pt. outr. down | 14200# (14200#) 14200# (14200#) 14200# (14200#) 14200# (14200#) | 12000 (27700#) 16000 (27700#) 21300 (27700#) 27700# (27700#) | 8100 (20200#) 10600 (20200#) 13800 (20200#) 18100 (20200#) | 6000 (16000#) 7800 (14700) 10100 (16000#) 13000 (16000#) |
| -5 | Stabilizers raised | 19600 (26600#) | 10600 (18000) | 7200 (11800) | |
| | Prop up blade down 2 pt. outr. down Blade + 2 pt. down 4 pt. outr. down | 22400 (26600#) 26600# (26600#) 26600# (26600#) 26600# (26600#) | 11900 (26300#) 15800 (26900#) 21200 (26900#) 26900# (26900#) | 8000 (19900#) 10500 (19900#) 13700 (19900#) 18000 (19900#) | |
| -10 | Stabilizers raised | 20100 (32700#) | 10800 (18300) | 7400 (12000) | |
| | Prop up blade down 2 pt. outr. down Blade + 2 pt. down 4 pt. outr. down | 22900 (32700#) 31900 (32700#) 32700# (32700#) 32700# (32700#) | 12200 (23800#) 16100 (23800#) 21500 (23800#) 23800# (23800#) | 8200 (17200#) 10800 (17200#) 13900 (17200#) 17200# (17200#) | |
| -15 | Stabilizers raised | | | | |
| | Prop up blade down 2 pt. outr. down Blade + 2 pt. down 4 pt. outr. down | | | | |

Stick 7'10"

| Height (ft) | Undercarriage | Radius of load from centerline of machine (ft) | | | |
|-------------|--|--|--|--|--|
| | | 10 | 15 | 20 | 25 |
| 25 | Stabilizers raised | | | | |
| | Prop up blade down 2 pt. outr. down Blade + 2 pt. down 4 pt. outr. down | | | | |
| 20 | Stabilizers raised | | | 9300 (13300#) | |
| | Prop up blade down 2 pt. outr. down Blade + 2 pt. down 4 pt. outr. down | | | 10200 (13300#) 12800 (13300#) 13300# (13300#) 13300# (13300#) | |
| 15 | Stabilizers raised | | | 8900 (13700) | 6100 (9400) |
| | Prop up blade down 2 pt. outr. down Blade + 2 pt. down 4 pt. outr. down | | | 9800 (14500#) 12300 (14500#) 14500# (14500#) 14500# (14500#) | 6700 (10700#) 8500 (10700#) 10700# (10700#) 10700# (10700#) |
| 10 | Stabilizers raised | 18900# (18900#) | 12600 (20300) | 8300 (13000) | 5800 (9100) |
| | Prop up blade down 2 pt. outr. down Blade + 2 pt. down 4 pt. outr. down | 18900# (18900#) 18900# (18900#) 18900# (18900#) 18900# (18900#) | 14000 (21500#) 18100 (21500#) 21500# (21500#) 21500# (21500#) | 9100 (16600#) 11700 (16600#) 14900 (16600#) 16600# (16600#) | 6400 (14300#) 8300 (14300#) 10500 (14300#) 13500 (14300#) |
| 5 | Stabilizers raised | | 11400 (18900) | 7600 (12300) | 5500 (8800) |
| | Prop up blade down 2 pt. outr. down Blade + 2 pt. down 4 pt. outr. down | | 12700 (25600#) 16700 (25600#) 22100 (25600#) 25600# (25600#) | 8500 (18600#) 11000 (18600#) 14200 (18600#) 18600 (18600#) | 6100 (15200#) 7900 (14800) 10200 (15200#) 13100 (15200#) |
| 0 | Stabilizers raised | 14500# (14500#) | 10700 (18100) | 7200 (11800) | 5300 (8600) |
| | Prop up blade down 2 pt. outr. down Blade + 2 pt. down 4 pt. outr. down | 14500# (14500#) 14500# (14500#) 14500# (14500#) 14500# (14500#) | 12000 (27500#) 16000 (27500#) 21400 (27500#) 27500# (27500#) | 8100 (19900#) 10600 (19900#) 13800 (19900#) 18000 (19900#) | 5900 (15800#) 7700 (14500) 9900 (15800#) 12900 (15800#) |
| -5 | Stabilizers raised | 19500 (24300#) | 10500 (17900) | 7000 (11600) | |
| | Prop up blade down 2 pt. outr. down Blade + 2 pt. down 4 pt. outr. down | 22300 (24300#) 24300# (24300#) 24300# (24300#) 24300# (24300#) | 11800 (27200#) 15800 (27200#) 21200 (27200#) 27200# (27200#) | 7900 (20000#) 10400 (20000#) 13600 (20000#) 17800 (20000#) | |
| -10 | Stabilizers raised | 19900 (34700#) | 10700 (18100) | 7200 (11800) | |
| | Prop up blade down 2 pt. outr. down Blade + 2 pt. down 4 pt. outr. down | 22800 (34700#) 31800 (34700#) 34700# (34700#) 34700# (34700#) | 12000 (24600#) 16000 (24600#) 21300 (24600#) 24600# (24600#) | 8000 (17900#) 10500 (17900#) 13700 (17900#) 17900# (17900#) | |
| -15 | Stabilizers raised | | 11200 (18100#) | 7600 (12100#) | |
| | Prop up blade down 2 pt. outr. down Blade + 2 pt. down 4 pt. outr. down | | 12600 (18100#) 16600 (18100#) 18100# (18100#) 18100# (18100#) | 12600 (18100#) 16600 (18100#) 18100# (18100#) 18100# (18100#) | |

Stick 8'10"

| Height (ft) | Undercarriage | Radius of load from centerline of machine (ft) | | | |
|-------------|--|--|--|---|---|
| | | 10 | 15 | 20 | 25 |
| 25 | Stabilizers raised | | | | |
| | Prop up blade down 2 pt. outr. down Blade + 2 pt. down 4 pt. outr. down | | | | |
| 20 | Stabilizers raised | | | | |
| | Prop up blade down 2 pt. outr. down Blade + 2 pt. down 4 pt. outr. down | | | | |
| 15 | Stabilizers raised | | | 8900 (13500) | 5900 (9300) |
| | Prop up blade down 2 pt. outr. down Blade + 2 pt. down 4 pt. outr. down | | | 9600 (13600#) 12200 (13600#) 13600# (13600#) 13600# (13600#) | 6600 (10700#) 8400 (10700#) 10700 (10700#) 10700# (10700#) |
| 10 | Stabilizers raised | 23200 (32900#) | 12700 (20300#) | 8200 (12900) | 5700 (9000) |
| | Prop up blade down 2 pt. outr. down Blade + 2 pt. down 4 pt. outr. down | 26100 (32900#) 32900# (32900#) 32900# (32900#) 32900# (32900#) | 14100 (20300#) 18200 (20300#) 20300# (20300#) 20300# (20300#) | 9000 (15800#) 11600 (15800#) 14800 (15800#) 15800# (15800#) | 6300 (13600#) 8100 (13600#) 10400 (13600#) 13300 (13600#) |
| 5 | Stabilizers raised | 10600# (10600#) | 11500 (19100) | 7600 (12200) | 5300 (8700) |
| | Prop up blade down 2 pt. outr. down Blade + 2 pt. down 4 pt. outr. down | 10600# (10600#) 10600# (10600#) 10600# (10600#) 10600# (10600#) | 12800 (24800#) 16900 (24800#) 22300 (24800#) 24800# (24800#) | 8400 (18000#) 11000 (18000#) 14200 (18000#) 18000# (18000#) | 6000 (14700#) 7800 (14600) 10000 (14700#) 13000 (14700#) |
| 0 | Stabilizers raised | 14400# (14400#) | 10900 (18300) | 7100 (11800) | 5100 (8400) |
| | Prop up blade down 2 pt. outr. down Blade + 2 pt. down 4 pt. outr. down | 14400# (14400#) 14400# (14400#) 14400# (14400#) 14400# (14400#) | 11100 (27300#) 16100 (27300#) 21500 (27300#) 27300# (27300#) | 8000 (19600#) 10500 (19600#) 13700 (19600#) 18000 (19600#) | 5700 (15400#) 7500 (14300) 9800 (15400#) 12700 (15400#) |
| -5 | Stabilizers raised | 19800 (22500#) | 10500 (18000) | 6900 (11500) | 5000 (8300) |
| | Prop up blade down 2 pt. outr. down Blade + 2 pt. down 4 pt. outr. down | 22500# (22500#) 22500# (22500#) 22500# (22500#) 22500# (22500#) | 11900 (27400#) 15800 (27400#) 21200 (27400#) 27400# (27400#) | 7800 (19900#) 10300 (19900#) 13400 (19900#) 17700 (19900#) | 5600 (15200#) 7400 (14200) 9700 (15200#) 12600 (15200#) |
| -10 | Stabilizers raised | 20000 (34300#) | 10600 (18000) | 6900 (11500) | |
| | Prop up blade down 2 pt. outr. down Blade + 2 pt. down 4 pt. outr. down | 22800 (34300#) 31900 (34300#) 34300# (34300#) 34300# (34300#) | 11900 (25300#) 15900 (25300#) 21200 (25300#) 25300# (25300#) | 7800 (18400#) 10300 (18400#) 13500 (18400#) 17700 (18400#) | |
| -15 | Stabilizers raised | 20700 (28200#) | 11000 (18500) | | |
| | Prop up blade down 2 pt. outr. down Blade + 2 pt. down 4 pt. outr. down | 23500 (28200#) 28200# (28200#) 28200# (28200#) 28200# (28200#) | 12300 (19800#) 16300 (19800#) 19800# (19800#) 19800# (19800#) | | |

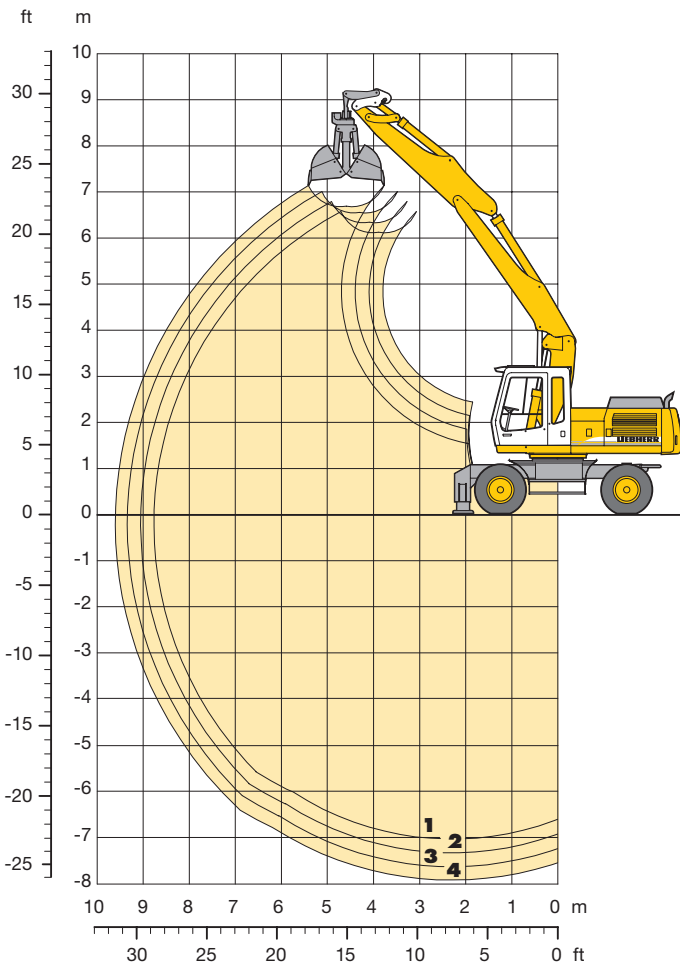
Stick 9'10"

| Height (ft) | Undercarriage | Radius of load from centerline of machine (ft) | | | |
|-------------|--|--|--|--|---|
| | | 10 | 15 | 20 | 25 |
| 25 | Stabilizers raised | | | | |
| | Prop up blade down 2 pt. outr. down Blade + 2 pt. down 4 pt. outr. down | | | | |
| 20 | Stabilizers raised | | | | 6400 (7700#) |
| | Prop up blade down 2 pt. outr. down Blade + 2 pt. down 4 pt. outr. down | | | | 7000 (7700#) 7700# (7700#) 7700# (7700#) 7700# (7700#) |
| 15 | Stabilizers raised | | | 9100 (13200#) | 6200 (9600) |
| | Prop up blade down 2 pt. outr. down Blade + 2 pt. down 4 pt. outr. down | | | 10000 (13200#) 12600 (13200#) 13200# (13200#) 13200# (13200#) | 6900 (11000#) 8700 (11000#) 11000 (11000#) 11000# (11000#) |
| 10 | Stabilizers raised | 23900 (29800#) | 13100 (19400#) | 8500 (13200) | 5900 (9300) |
| | Prop up blade down 2 pt. outr. down Blade + 2 pt. down 4 pt. outr. down | 27000 (29800#) 29800# (29800#) 29800# (29800#) 29800# (29800#) | 14500 (19400#) 18600 (19400#) 19400# (19400#) 19400# (19400#) | 9400 (15400#) 11900 (15400#) 15400# (15400#) 15400# (15400#) | 6600 (13400#) 8400 (13400#) 10700 (13400#) 13400# (13400#) |
| 5 | Stabilizers raised | 14800# (14800#) | 11700 (19300) | 7800 (12500) | 5600 (8900) |
| | Prop up blade down 2 pt. outr. down Blade + 2 pt. down 4 pt. outr. down | 14800# (14800#) 14800# (14800#) 14800# (14800#) 14800# (14800#) | 13000 (24000#) 17100 (24000#) 22600 (24000#) 24000# (24000#) | 8700 (17700#) 11200 (17700#) 14400 (17700#) 17700# (17700#) | 6200 (14600#) 8000 (14600#) 10300 (14600#) 13200 (14600#) |
| 0 | Stabilizers raised | 16000# (16000#) | 10900 (18300) | 7300 (11900) | 5300 (8600) |
| | Prop up blade down 2 pt. outr. down Blade + 2 pt. down 4 pt. outr. down | 16000# (16000#) 16000# (16000#) 16000# (16000#) 16000# (16000#) | 12100 (26800#) 16100 (26800#) 21500 (26800#) 26800# (26800#) | 8100 (19400#) 10800 (19400#) 13800 (19400#) 18100 (19400#) | 5900 (15400#) 7700 (14500) 9900 (15400#) 12900 (15400#) |
| -5 | Stabilizers raised | 19200 (22400#) | 10400 (17800) | 7000 (11600) | 5100 (8400) |
| | Prop up blade down 2 pt. outr. down Blade + 2 pt. down 4 pt. outr. down | 21900 (22400#) 22400# (22400#) 22400# (22400#) 22400# (22400#) | 11700 (27400#) 15700 (27400#) 21000 (27400#) 27400# (27400#) | 7800 (20000#) 10300 (20000#) 13500 (20000#) 17800 (20000#) | 5700 (15500#) 7600 (14300) 9800 (15500#) 12700 (15500#) |
| -10 | Stabilizers raised | 19400 (32300#) | 10400 (17900) | 7000 (11600) | |
| | Prop up blade down 2 pt. outr. down Blade + 2 pt. down 4 pt. outr. down | 22200 (32300#) 31200 (32300#) 32300# (32300#) 32300# (32300#) | 11800 (32300#) 15700 (25800#) 21100 (25800#) 25800# (25800#) | 7800 (19000#) 10300 (19000#) 13500 (19000#) 17800 (19000#) | |
| -15 | Stabilizers raised | 20200 (30400#) | 10800 (18300) | | |
| | Prop up blade down 2 pt. outr. down Blade + 2 pt. down 4 pt. outr. down | 23000 (30400#) 30400# (30400#) 30400# (30400#) 30400# (30400#) | 12200 (21300#) 16100 (21300#) 21300# (21300#) 21300# (21300#) | | |

The lift capacities on the load hook of the Liebherr quick change adapter 48 without attachment are stated in lbs, and can be lifted 360° on firm, level supporting surface with blocked oscillating axle. Capacities shown in brackets are valid when the undercarriage is in longitudinal position and are established over the steering axle (travel position) with stabilizers raised, and over rigid axle with stabilizers down. Indicated loads are based on ISO 10567 standard and do not exceed 75 % of tipping or 87 % of hydraulic capacity (#). Maximum load for the quick change adapter's load hook is 26,500 lb. Without quick change adapter, the lift capacities will increase by 500 lb, without bucket cylinder, link and lever they increase by an additional 770 lb. Lifting capacity of the excavator is limited by machine stability, hydraulic capacity and maximum permissible load of the load hook.

Clamshell Attachment

with Hydr. Adjustable Boom 12'9"



| Digging Envelope | | 1 | 2 | 3 | 4 |
|----------------------------|-------|--------|--------|--------|--------|
| Stick length | ft-in | 6'10" | 7'10" | 8'10" | 9'10" |
| Max. digging depth | ft-in | 22'11" | 23'11" | 24'11" | 25'11" |
| Max. reach at ground level | ft-in | 28'10" | 29' 8" | 30' 8" | 31' 6" |
| Max. dumping height | ft-in | 20' 2" | 20'10" | 21' 8" | 21'12" |

| Clamshell Model | | 10 B |
|-----------------------------|--|-------------------|
| Max. tooth force | | 73 kN (16,300 lb) |
| Max. torque of hydr. swivel | | 1,76 kNm |

Operating Weight

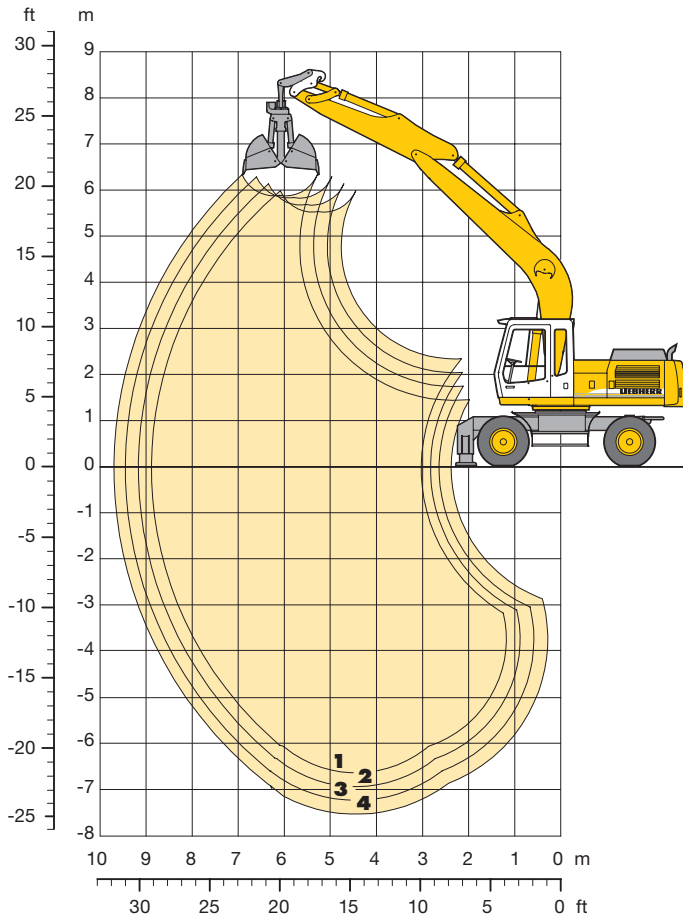
The operating weight includes the basic machine with 8 tires plus spacer rings, hydr. adjustable boom 12'9", stick 6'10", quick change adapter 48 and the clamshell model 10 B/0.78 cuyd.

| Undercarriage versions | Weight |
|---|-----------|
| A 924 B Litronic [®] with prop up blade | 48,500 lb |
| A 924 B Litronic [®] with 2 pt. outriggers | 49,400 lb |
| A 924 B Litronic [®] with prop up blade + 2 pt. outriggers | 51,600 lb |
| A 924 B Litronic [®] with 4 pt. outriggers | 53,600 lb |

| Clamshell Model 10 B | without ejector | | | | | | | | | with ejector | | | |
|--|-----------------|-------|-------|-------|-------|-------|-------|-------|-------|--------------|-------|-------|-------|
| | Width of shells | in | 13" | 16" | 24" | 31" | 39" | 39" | 59" | 71" | 13" | 16" | 24" |
| Capacity | cuyd | 0.22 | 0.29 | 0.46 | 0.59 | 0.78 | 1.30 | 1.97 | 2.35 | 0.22 | 0.29 | 0.46 | 0.59 |
| Max. material weight | lb/cuyd | 3000 | 3000 | 3000 | 3000 | 3000 | 2000 | 2000 | 2000 | 3000 | 3000 | 3000 | 3000 |
| Weight incl. suspension and hydr. swivel | lb | 1690 | 1800 | 1890 | 2000 | 2140 | 2290 | 2550 | 2820 | 1810 | 1940 | 2090 | 2230 |
| For machine stability per ISO 10567 the max. stick length is: | | | | | | | | | | | | | |
| Stabilizers raised | ft-in | 9'10" | 9'10" | 9'10" | 9'10" | 9'10" | 7'10" | - | - | 9'10" | 9'10" | 9'10" | 9'10" |
| Prop up blade down | ft-in | 9'10" | 9'10" | 9'10" | 9'10" | 9'10" | 9'10" | - | - | 9'10" | 9'10" | 9'10" | 9'10" |
| 2 point outriggers down | ft-in | 9'10" | 9'10" | 9'10" | 9'10" | 9'10" | 9'10" | 9'10" | 6'10" | 9'10" | 9'10" | 9'10" | 9'10" |
| Prop up blade + 2 point outr. down | ft-in | 9'10" | 9'10" | 9'10" | 9'10" | 9'10" | 9'10" | 9'10" | 7'10" | 9'10" | 9'10" | 9'10" | 9'10" |
| 4 point outriggers down | ft-in | 9'10" | 9'10" | 9'10" | 9'10" | 9'10" | 9'10" | 9'10" | 7'10" | 9'10" | 9'10" | 9'10" | 9'10" |

Clamshell Attachment

with Gooseneck Boom 18'6"



Digging Envelope

| | | 1 | 2 | 3 | 4 |
|----------------------------|-------|--------|--------|--------|--------|
| Stick length | ft-in | 6'10" | 7'10" | 8'10" | 9'10" |
| Max. digging depth | ft-in | 21' 7" | 22' 8" | 23' 7" | 24' 7" |
| Max. reach at ground level | ft-in | 29' 2" | 30' 0" | 31' 0" | 31'10" |
| Max. dumping height | ft-in | 18' 3" | 18' 8" | 19' 2" | 19' 4" |

Clamshell Model

10 B

| | |
|-----------------------------|-------------------|
| Max. tooth force | 73 kN (16,300 lb) |
| Max. torque of hydr. swivel | 1,76 kNm |

Operating Weight

The operating weight includes the basic machine with 8 tires plus spacer rings, gooseneck boom 18'6", stick 6'10", quick change adapter 48 and the clamshell model 10 B/0.78 cuyd.

| Undercarriage versions | Weight |
|--|-----------|
| A 924 B Litronic with prop up blade | 47,400 lb |
| A 924 B Litronic with 2 pt. outriggers | 48,500 lb |
| A 924 B Litronic with prop up blade + 2 pt. outriggers | 50,500 lb |
| A 924 B Litronic with 4 pt. outriggers | 52,700 lb |

Clamshell Model 10 B

without ejector

with ejector

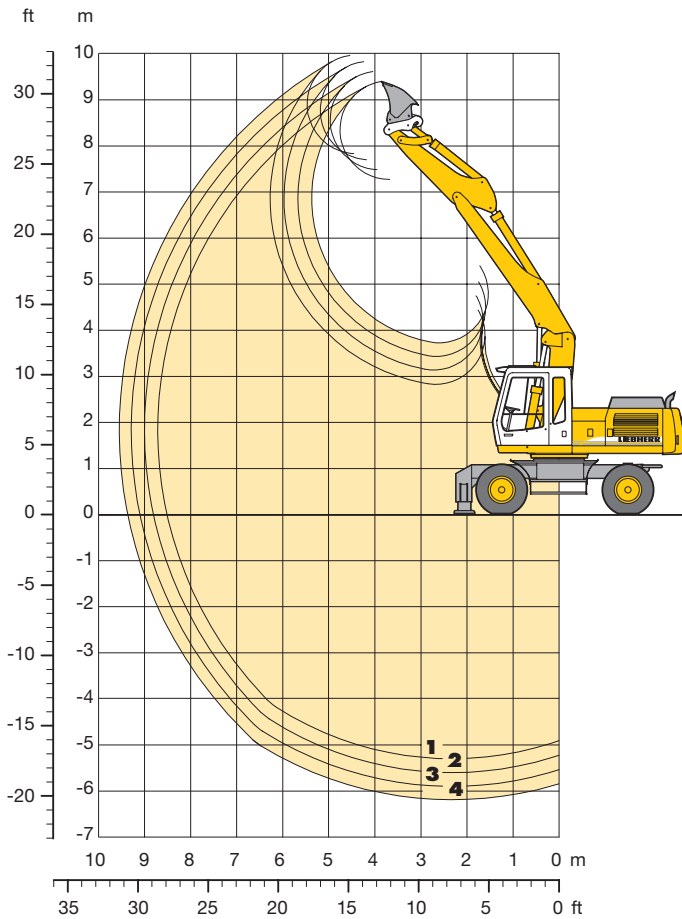
| | | | | | | | | | | | | | |
|--|---------|------|------|------|------|------|------|------|------|------|------|------|------|
| Width of shells | in | 13" | 16" | 24" | 31" | 39" | 39" | 59" | 71" | 13" | 16" | 24" | 31" |
| Capacity | cuyd | 0.22 | 0.29 | 0.46 | 0.59 | 0.78 | 1.30 | 1.97 | 2.35 | 0.22 | 0.29 | 0.46 | 0.59 |
| Max. material weight | lb/cuyd | 3000 | 3000 | 3000 | 3000 | 3000 | 2000 | 2000 | 2000 | 3000 | 3000 | 3000 | 3000 |
| Weight incl. suspension and hydr. swivel | lb | 1690 | 1800 | 1890 | 2000 | 2140 | 2290 | 2550 | 2820 | 1810 | 1940 | 2090 | 2230 |

For machine stability per ISO 10567 the max. stick length is:

| | | | | | | | | | | | | | |
|------------------------------------|-------|-------|-------|-------|-------|-------|-------|-------|-------|-------|-------|-------|-------|
| Stabilizers raised | ft-in | 9'10" | 9'10" | 9'10" | 9'10" | 9'10" | 7'10" | - | - | 9'10" | 9'10" | 9'10" | 9'10" |
| Prop up blade down | ft-in | 9'10" | 9'10" | 9'10" | 9'10" | 9'10" | 9'10" | - | - | 9'10" | 9'10" | 9'10" | 9'10" |
| 2 point outriggers down | ft-in | 9'10" | 9'10" | 9'10" | 9'10" | 9'10" | 9'10" | 9'10" | 6'10" | 9'10" | 9'10" | 9'10" | 9'10" |
| Prop up blade + 2 point outr. down | ft-in | 9'10" | 9'10" | 9'10" | 9'10" | 9'10" | 9'10" | 9'10" | 8'10" | 9'10" | 9'10" | 9'10" | 9'10" |
| 4 point outriggers down | ft-in | 9'10" | 9'10" | 9'10" | 9'10" | 9'10" | 9'10" | 9'10" | 8'10" | 9'10" | 9'10" | 9'10" | 9'10" |

Ditchcleaning Attachment

with Hydr. Adjustable Boom 12'9"



Digging Envelope

| | | 1 | 2 | 3 | 4 |
|----------------------------|-------|--------|--------|--------|--------|
| Stick length | ft-in | 6'10" | 7'10" | 8'10" | 9'10" |
| Max. digging depth | ft-in | 17' 4" | 18' 4" | 19' 4" | 20' 4" |
| Max. reach at ground level | ft-in | 27'10" | 28'10" | 29'10" | 30' 8" |
| Max. dumping height | ft-in | 23' 9" | 24' 7" | 25' 3" | 25' 9" |
| Max. teeth height | ft-in | 30'10" | 31' 6" | 32' 4" | 32' 8" |

Operating Weight

The operating weight includes the basic machine with 8 tires plus spacer rings, hydr. adjustable boom 12'9", stick 6'10", quick change adapter 48 and ditchcleaning bucket 0.92 cuyd.

| Undercarriage versions | Weight |
|---|-----------|
| A 924 B Litronic [®] with prop up blade | 47,400 lb |
| A 924 B Litronic [®] with 2 pt. outriggers | 48,500 lb |
| A 924 B Litronic [®] with prop up blade + 2 pt. outriggers | 50,500 lb |
| A 924 B Litronic [®] with 4 pt. outriggers | 52,700 lb |

Ditchcleaning Bucket

with 2 x 50° rotator

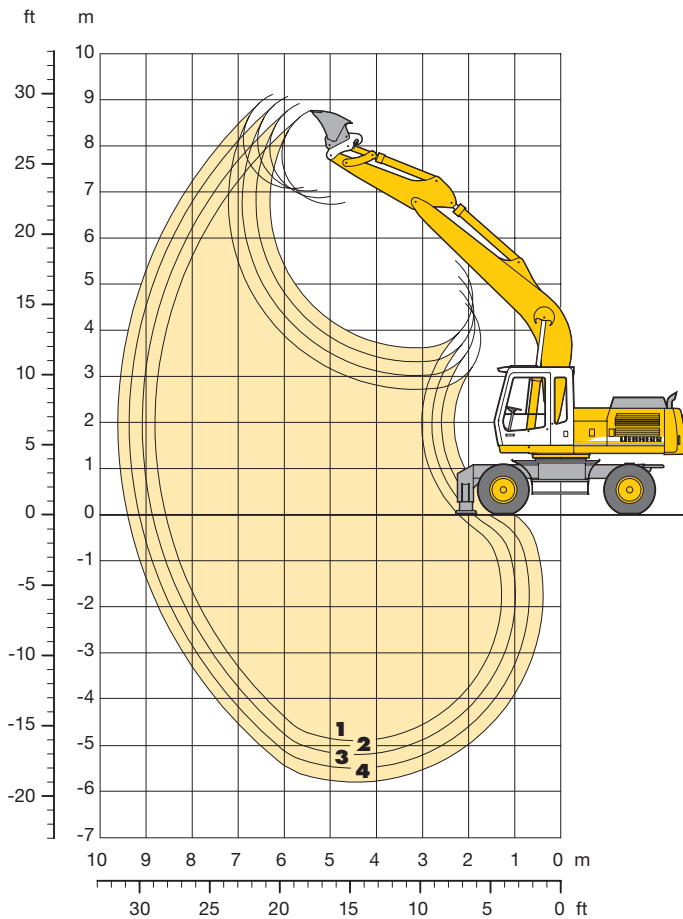
| | | | | | | |
|--|---------|-------|-------------------|-------|-------|-------|
| Cutting width | in | 59" | 79" ¹⁾ | 79" | 94" | 79" |
| Capacity ISO 7451* | cuyd | 0.65 | 0.59 | 0.92 | 1.11 | 0.92 |
| Max. material weight | lb/cuyd | 3000 | 3000 | 3000 | 3000 | 3000 |
| Weight of bucket | lb | 840 | 880 | 1060 | 1150 | 1790 |
| For machine stability per ISO 10567 the max. stick length is: | | | | | | |
| Stabilizers raised | ft-in | 9'10" | 9'10" | 9'10" | 9'10" | 9'10" |
| Prop up blade down | ft-in | 9'10" | 9'10" | 9'10" | 9'10" | 9'10" |
| 2 point outriggers down | ft-in | 9'10" | 9'10" | 9'10" | 9'10" | 9'10" |
| Prop up blade + 2 point outr. down | ft-in | 9'10" | 9'10" | 9'10" | 9'10" | 9'10" |
| 4 point outriggers down | ft-in | 9'10" | 9'10" | 9'10" | 9'10" | 9'10" |

* comparable with SAE (heaped)

¹⁾ Bucket for narrow bottomed ditches

Ditchcleaning Attachment

with Gooseneck Boom 18'6"



Digging Envelope

| | | 1 | 2 | 3 | 4 |
|----------------------------|-------|--------|--------|--------|--------|
| Stick length | ft-in | 6'10" | 7'10" | 8'10" | 9'10" |
| Max. digging depth | ft-in | 16' 1" | 17' 1" | 18' 1" | 19' 0" |
| Max. reach at ground level | ft-in | 28' 3" | 29' 0" | 30' 0" | 30'10" |
| Max. dumping height | ft-in | 22' 2" | 22' 8" | 22'12" | 23' 4" |
| Max. teeth height | ft-in | 28' 8" | 29' 4" | 29'10" | 30' 0" |

Operating Weight

The operating weight includes the basic machine with 8 tires plus spacer rings, gooseneck boom 18'6", stick 6'10", quick change adapter 48 and ditchcleaning bucket 0.92 cuyd.

| Undercarriage versions | Weight |
|---|-----------|
| A 924 B Litronic [®] with prop up blade | 46,400 lb |
| A 924 B Litronic [®] with 2 pt. outriggers | 47,500 lb |
| A 924 B Litronic [®] with prop up blade + 2 pt. outriggers | 49,500 lb |
| A 924 B Litronic [®] with 4 pt. outriggers | 51,700 lb |

Ditchcleaning Bucket

with 2 x 50° rotator

| | | | | | | |
|--|---------|-------|-------------------|-------|-------|-------|
| Cutting width | in | 59" | 79" ¹⁾ | 79" | 94" | 79" |
| Capacity ISO 7451* | cuyd | 0.65 | 0.59 | 0.92 | 1.11 | 0.92 |
| Max. material weight | lb/cuyd | 3000 | 3000 | 3000 | 3000 | 3000 |
| Weight of bucket | lb | 840 | 880 | 1060 | 1150 | 1790 |
| For machine stability per ISO 10567 the max. stick length is: | | | | | | |
| Stabilizers raised | ft-in | 9'10" | 9'10" | 9'10" | 9'10" | 9'10" |
| Prop up blade down | ft-in | 9'10" | 9'10" | 9'10" | 9'10" | 9'10" |
| 2 point outriggers down | ft-in | 9'10" | 9'10" | 9'10" | 9'10" | 9'10" |
| Prop up blade + 2 point outr. down | ft-in | 9'10" | 9'10" | 9'10" | 9'10" | 9'10" |
| 4 point outriggers down | ft-in | 9'10" | 9'10" | 9'10" | 9'10" | 9'10" |

* comparable with SAE (heaped)

¹⁾ Bucket for narrow bottomed ditches

Equipment



Undercarriage

| | S | O |
|---|---|---|
| Two circuit travel brake with accumulator | • | |
| Wide tires | | • |
| Travel motor protection | | • |
| Clam travel bracket with outriggers/prop-up blade down on one side only | • | |
| Creeper speed electrically switchable from cab | • | |
| New tires | • | |
| Service free parking brake inside transmission | • | |
| Independent outrigger control | | • |
| Choice of tires | | • |
| Auto check valve directly on each stabilizer cylinder | • | |
| Proportional power steering with mechanical back up | • | |
| Customized colors | | • |
| Lockable storage box | | • |
| Two lockable storage boxes | • | |
| Lockable storage box additional | | • |
| Two-speed power shift transmission | | • |



Uppercarriage

| | S | O |
|--|---|---|
| Electric fuel tank filler pump | | • |
| Maintenance-free swing brake lock | • | |
| Handrails, Non slip surfaces | • | |
| Main switch for electric circuit | • | |
| Engine hood with lift help | • | |
| Pedal controlled positioning swing brake | | • |
| Reverse travel warning system | | • |
| Sound insulation | • | |
| Customized colors | | • |
| Pin lock upper/lower | • | |
| Maintenance-free HD-batteries | • | |
| Extended tool kit | | • |
| Lockable tool box | • | |
| Tool kit | | • |



Hydraulics

| | S | O |
|--|---|---|
| Hydraulic tank shut-off valve | • | |
| Extra hydr. control for hydr. swivel | • | |
| Pressure compensation | • | |
| Hook up for pressure checks | • | |
| Pressure storage for controlled lowering of attachments with engine turned off | • | |
| Filter with partial micro filtration (5 µm) | • | |
| Electronic pump regulation | • | |
| Stepless mode system (ECO) | • | |
| Flow compensation | • | |
| Four mixed modes, can also be adjusted | • | |
| Full flow micro filtration | | • |
| Bio degradable hydraulic oil | | • |
| Pressure compensation | | • |
| Flow summation | | • |
| Additional hydraulic circuits | | • |



Engine

| | S | O |
|--|---|---|
| Turbo charger | • | |
| Direct injection | • | |
| Cold start aid | | • |
| Sensor controlled engine idling | • | |
| Air filter with pre-cleaner main- and safety element | • | |



Operator's Cab

| | S | O |
|--|---|---|
| Storage tray | | • |
| Displays for engine operating condition | | • |
| Mechanical hour meters, readable from outside the cab | | • |
| Roof hatch | | • |
| All-round adjustable roof vent | | • |
| 6-way adjustable seat | | • |
| Airpressure operator seat with heating and head-rest | | • |
| Seat and consoles independently adjustable | | • |
| Extinguisher | | • |
| Removable customized foot mat | | • |
| Dome light | | • |
| Inside rear mirror | | • |
| Cab heater with defroster | | • |
| Cloth hook | | • |
| Air conditioning | | • |
| Electric cool box | | • |
| Steering wheel adjustable | | • |
| Bullet proof window (fixed installation – can not be opened) | | • |
| Stereo radio | | • |
| Preparation for radio installation | | • |
| Rain hood over front window opening | | • |
| Beacon | | • |
| All tinted windows | | • |
| Door with sliding window | | • |
| Optical and acoustical warning if outriggers are not fully retracted | | • |
| Auxiliary heating | | • |
| Sun shade | | • |
| Sun roller blind | | • |
| Electronic drive away lock | | • |
| Wiper/washer | | • |
| Cigarette lighter and ashtray | | • |
| Additional flood lights | | • |



Attachment

| | S | O |
|---|---|---|
| Flood lights on boom | | • |
| Offset feature for complete attachment | | • |
| Hydr. lines for clam operation on stick | | • |
| Sealed pivots | | • |
| Safety lift hook on hoe buckets | | • |
| Liebherr line of clams | | • |
| Likufix | | • |
| Safety check valves on hoist cylinder | | • |
| Safety check valves on stick cylinder | | • |
| SAE-dbl flange connection for all hi-pressure lines | | • |
| Hose quick connection | | • |
| Centralized lube points | | • |
| Hydraulic or manual quick change tool adapter | | • |
| Customized colors | | • |
| Special buckets and other tools | | • |
| Overload warning device | | • |
| Two way valves for bucket/clam use | | • |
| Locking of connections for clam operation | | • |
| Y-flange seals at bucket/stick pivot | | • |
| Cylinders with shock absorber | | • |

S = Standard, O = Option

Options and/or special attachments, supplied by vendors other than Liebherr, are only to be installed with the knowledge and approval of Liebherr to retain warranty.

Liebherr Construction Equipment Co.
 4100 Chestnut Avenue, Newport News, VA 23607, USA
 ☎ +1 757 245-5251, Fax +1 757 928-8700
 www.liebherr.com, E-Mail: info@lce.liebherr.com