


Hydraulic crawler cranes Duty cycle


HS Series

Litronic®


HS 825 HD



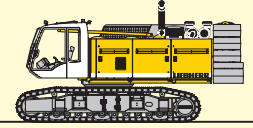
HS 835 HD



HS 845 HD



HD 855 HD



Capacity

Max. capacity ——— 48 US t

Capacity

Max. capacity ——— 55 US t

Capacity

Max. capacity ——— 72 US t

Capacity

Max. capacity ——— 100 US t

Engine

Liebherr D 934 L A6
In-line 4 cylinder diesel
engine 241 HP at 2000 rpm

Liebherr D 936 L A6
In-line 6 cylinder diesel
engine 362 HP at 2000 rpm

Engine

Liebherr D 934 L A6
In-line 4 cylinder diesel
engine 241 HP at 2000 rpm

Liebherr D 936 L A6
In-line 6 cylinder diesel
engine 362 HP at 2000 rpm

Engine

Liebherr D 846 A7
In-line 6 cylinder diesel
engine 469 HP at 1900 rpm

Engine

Liebherr D 9508 A7
V 8 cylinder diesel
engine 603 HP at 1900 rpm

Winches

Line pull ——— 17.600 lbs
————— 26.500 lbs
————— 35.300 lbs

Winches

Line pull ——— 17.600 lbs
————— 26.500 lbs
————— 35.300 lbs

Winches

Line pull ——— 26.500 lbs
————— 35.300 lbs
————— 44.100 lbs

Winches

Line pull ——— 35.300 lbs
————— 44.100 lbs
————— 55.100 lbs

Boom

Max. main boom
length ——— 154 ft

Clamshell operation
length from ——— 36 ft
to ——— 75 ft

Dragline operation
length from ——— 36 ft
to ——— 75 ft

Boom

Max. main boom
length ——— 164 ft

Clamshell operation
length from ——— 36 ft
to ——— 75 ft

Dragline operation
length from ——— 36 ft
to ——— 75 ft

Boom

Max. main boom
length ——— 174 ft

Clamshell operation
length from ——— 46 ft
to ——— 85 ft

Dragline operation
length from ——— 46 ft
to ——— 85 ft

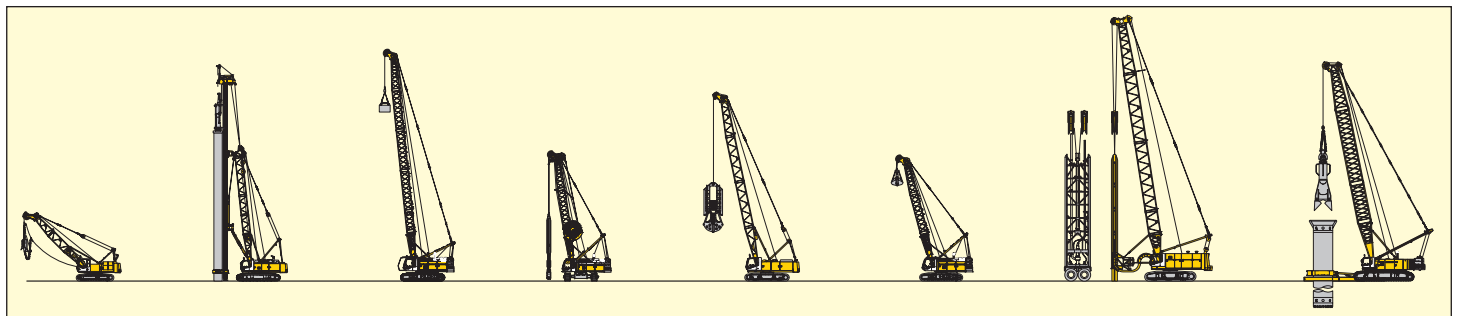
Boom

Max. main boom
length ——— 223 ft

Clamshell operation
length from ——— 46 ft
to ——— 95 ft

Dragline operation
length from ——— 46 ft
to ——— 95 ft

Modes of operation



Liebherr Nenzing Crane Co.
7075 Bennington Street
Houston, TX 77028-5812
Tel.: (713) 636-4050, Fax: (713) 636-4051
crawler.crane@liebherr.com
www.liebherr.com

LIEBHERR

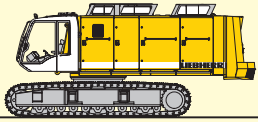
Hydraulic crawler cranes

Duty cycle

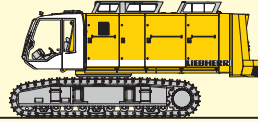
HS Series

Litronic®

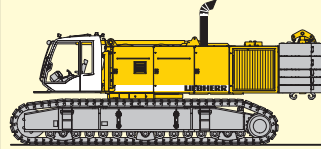
HS 875 HD



HS 885 HD



HS 895 HD



Capacity

Max. capacity — 110 US t

Capacity

Max. capacity — 150 US t

Capacity

Max. capacity — 220 US t

Engine

Liebherr D 9508 A7
V 8 cylinder diesel
engine 603 HP at 1900 rpm

MAN D 2842 LE
V 12 cylinder diesel
engine 898 HP at 1900 rpm

Engine

Liebherr D 9508 A7
V 8 cylinder diesel
engine 603 HP at 1900 rpm

MAN D 2842 LE
V 12 cylinder diesel
engine 898 HP at 1900 rpm

Engine

MAN D 2842 LE
V 12 cylinder diesel
engine 898 HP at 1900 rpm

Winches

Line pull — 44.100 lbs
— 55.100 lbs
— 66.200 lbs

Winches

Line pull — 44.100 lbs
— 55.100 lbs
— 66.200 lbs

Winches

Line pull — 66.200 lbs

Boom

Max. main boom
length — 164 ft

Clamshell operation
length from — 49 ft
to — 98 ft

Dragline operation
length from — 49 ft
to — 98 ft

Boom

Max. main boom
length — 243 ft

Clamshell operation
length from — 59 ft
to — 108 ft

Dragline operation
length from — 59 ft
to — 108 ft

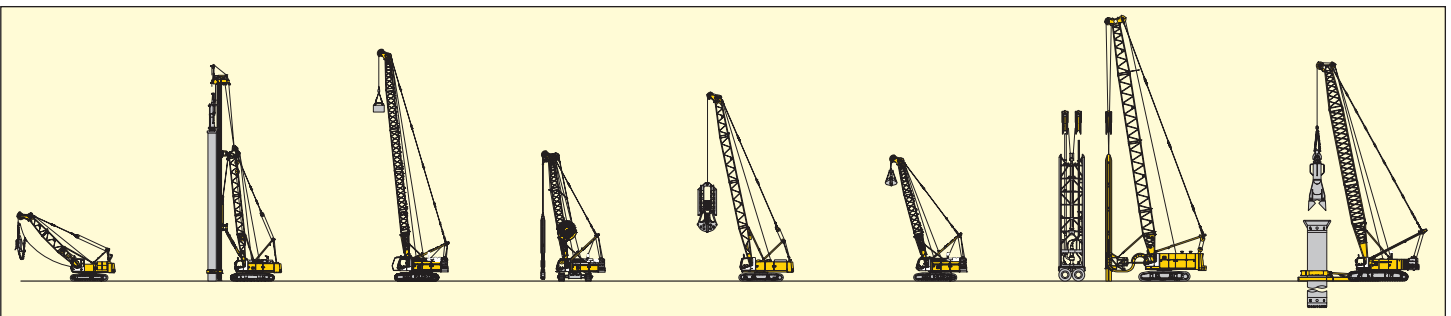
Boom

Max. main boom
length — 277 ft

Clamshell operation
length from — 84 ft
to — 181 ft

Dragline operation
length from — 84 ft
to — 181 ft

Modes of operation



Liebherr Nenzing Crane Co.

7075 Bennington Street
Houston, TX 77028-5812
Tel.: (713) 636-4050, Fax: (713) 636-4051
crawler.crane@liebherr.com
www.liebherr.com

LIEBHERR